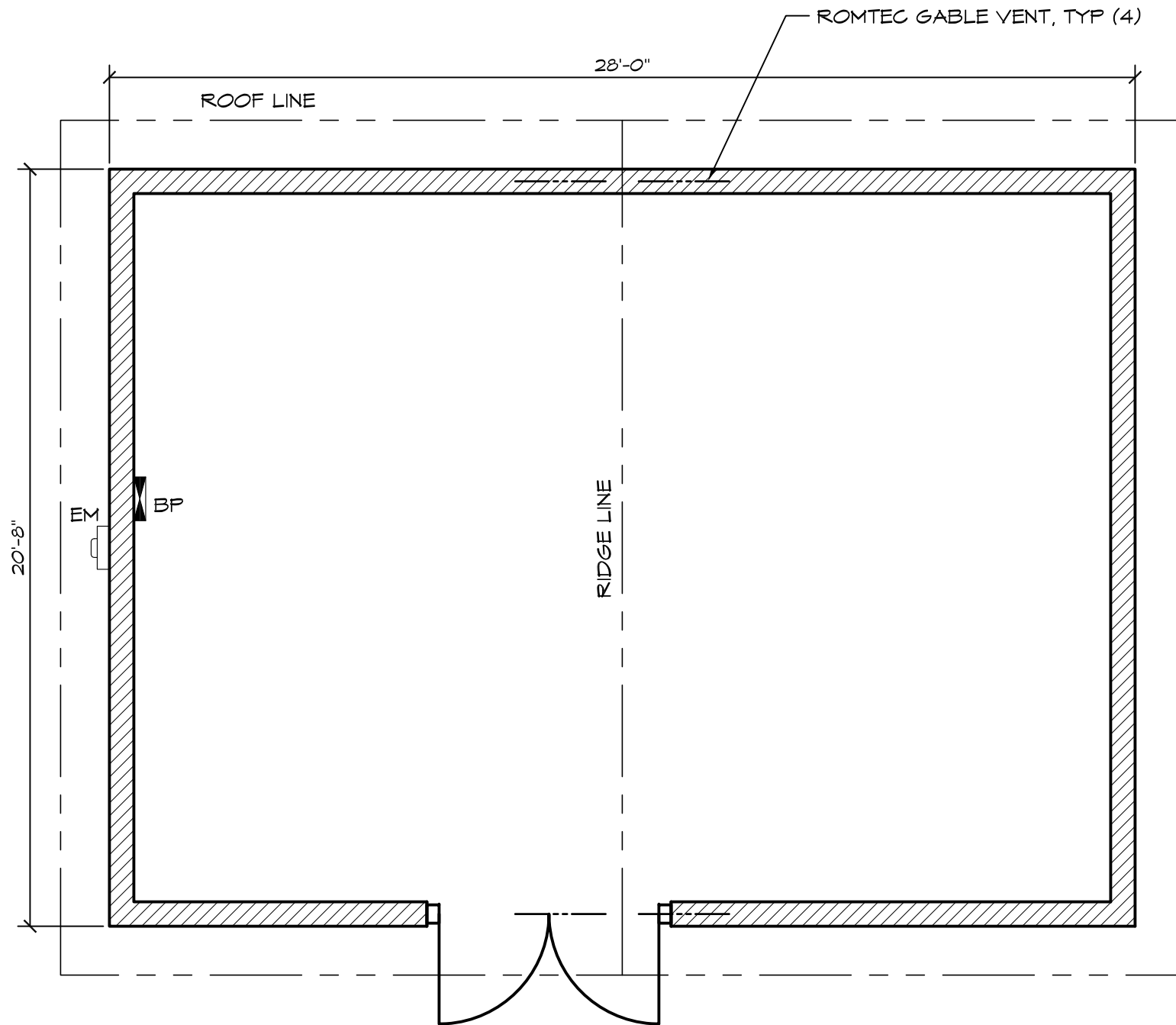


LEGEND		
SYMBOL	DESCRIPTION	AREA/ QUANTITY
---	GABLE VENT	4
	EXTERIOR WALL LIGHTS	1
	INTERIOR CEILING LIGHTS	2
⌀	ELECTRICAL OUTLET	1

WALL TYPE SCHEDULE

 8" CMU BLOCK WALL
REINFORCED & GROUT FILLED



1 FLOOR PLAN
SCALE: 1/4" = 1'-0"

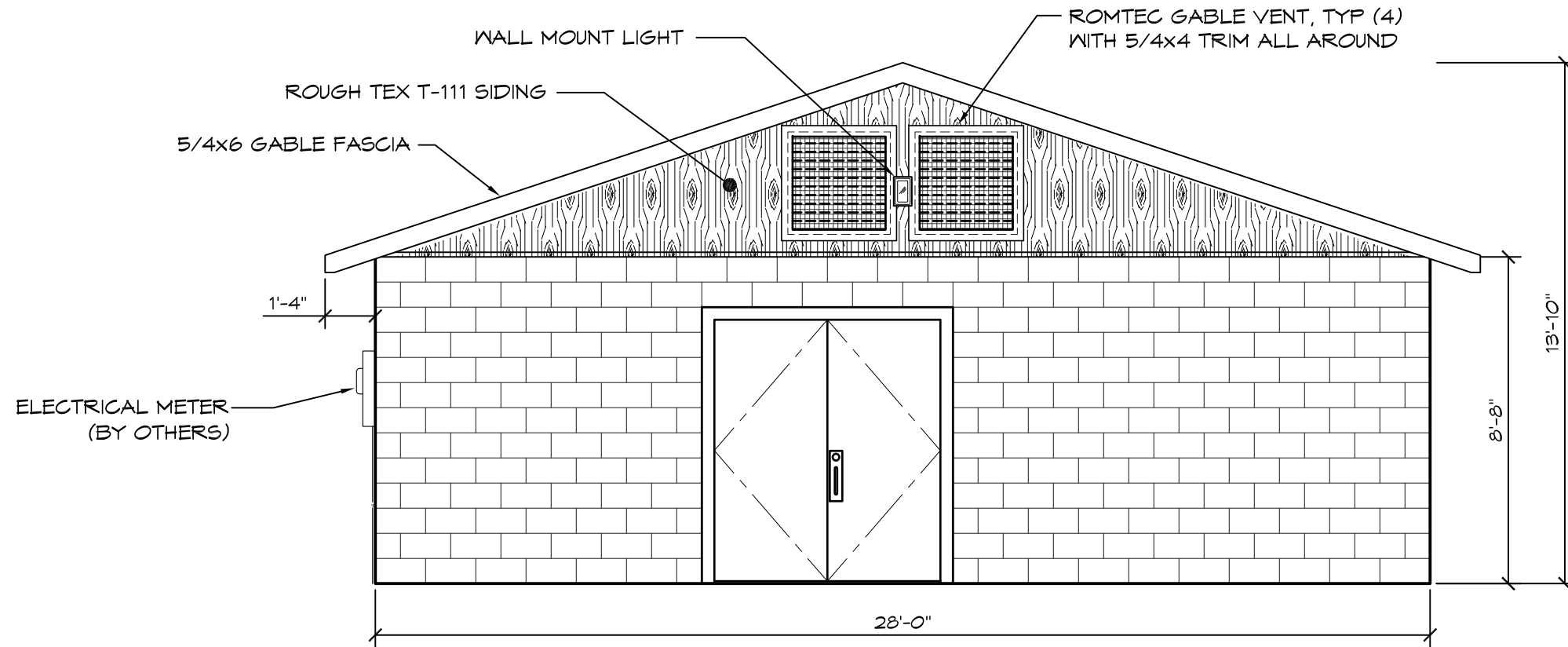


© 2011 ROMTEC, INC. ALL RIGHTS RESERVED. THESE PLANS AND DRAWINGS MAY NOT BE REPRODUCED, ADAPTED OR FURTHER DISTRIBUTED, AND NO BUILDINGS MAY BE CONSTRUCTED FROM THESE PLANS, WITHOUT THE WRITTEN PERMISSION OF ROMTEC, INC.

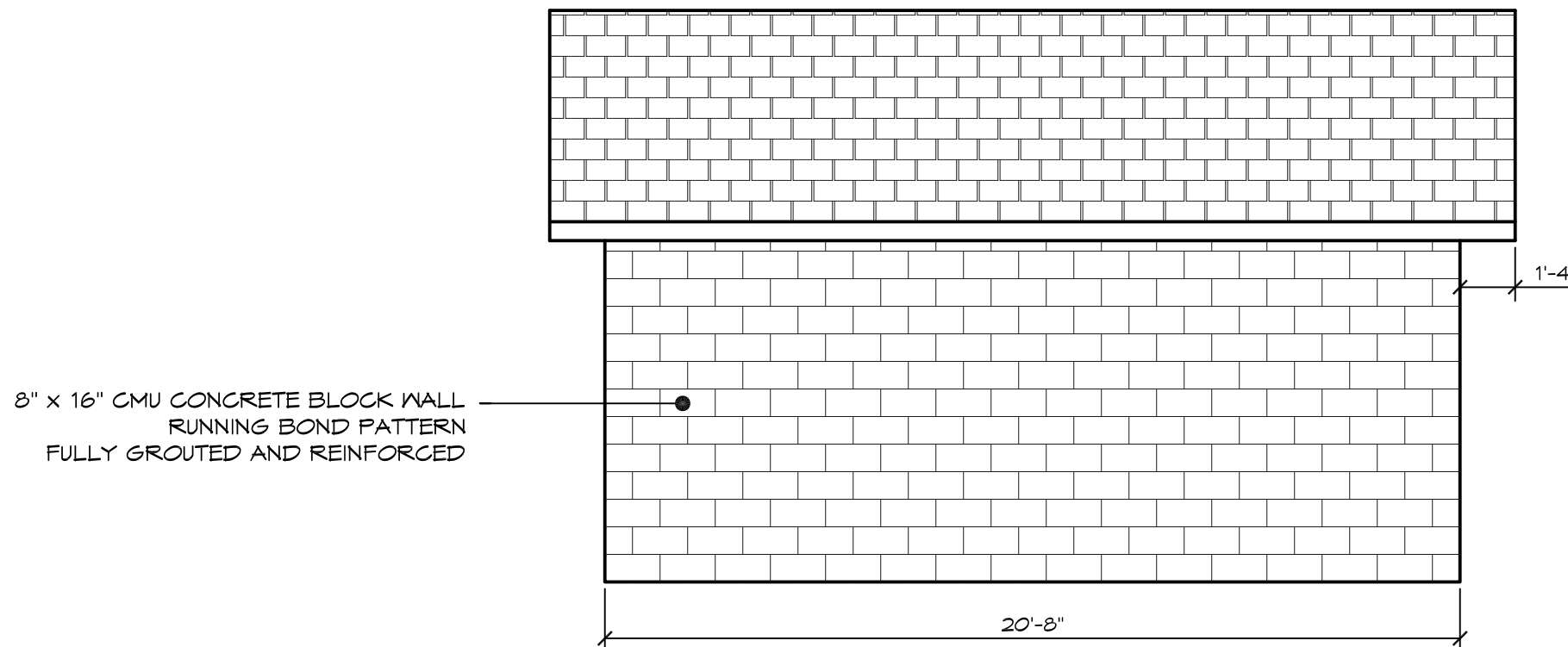
PROJECT: MODEL	CUSTOMER
PROJECT#: .	PROJECT
MODEL#: .	LOCATION
DATE: 00/00/11	SHEET TITLE: FLOOR PLAN
REVISIONS	
REV. DATE: BY	
DRAWN BY: TI	

ROMTEC
18240 NORTH BANK ROAD - ROSEBURG, OR 97470
(541) 496-3541 FAX (541) 496-0803

PRELIMINARY



1 SOUTH ELEVATION
SCALE: 1/4" = 1'-0"



2 EAST ELEVATION
SCALE: 1/4" = 1'-0"

© 2011 ROMTEC, INC. ALL RIGHTS RESERVED. THESE PLANS AND DRAWINGS MAY NOT BE REPRODUCED, ADAPTED OR FURTHER DISTRIBUTED, AND NO BUILDINGS MAY BE CONSTRUCTED FROM THESE PLANS, WITHOUT THE WRITTEN PERMISSION OF ROMTEC, INC.

PROJECT: MODEL	CUSTOMER
PROJECT#: .	PROJECT
MODEL#: .	LOCATION
DATE: 00/00/11	SHEET TITLE: ELEVATIONS
REVISIONS	
REV. DATE: BY:	
DRAWN BY: TI	
SHEET NO. 2	