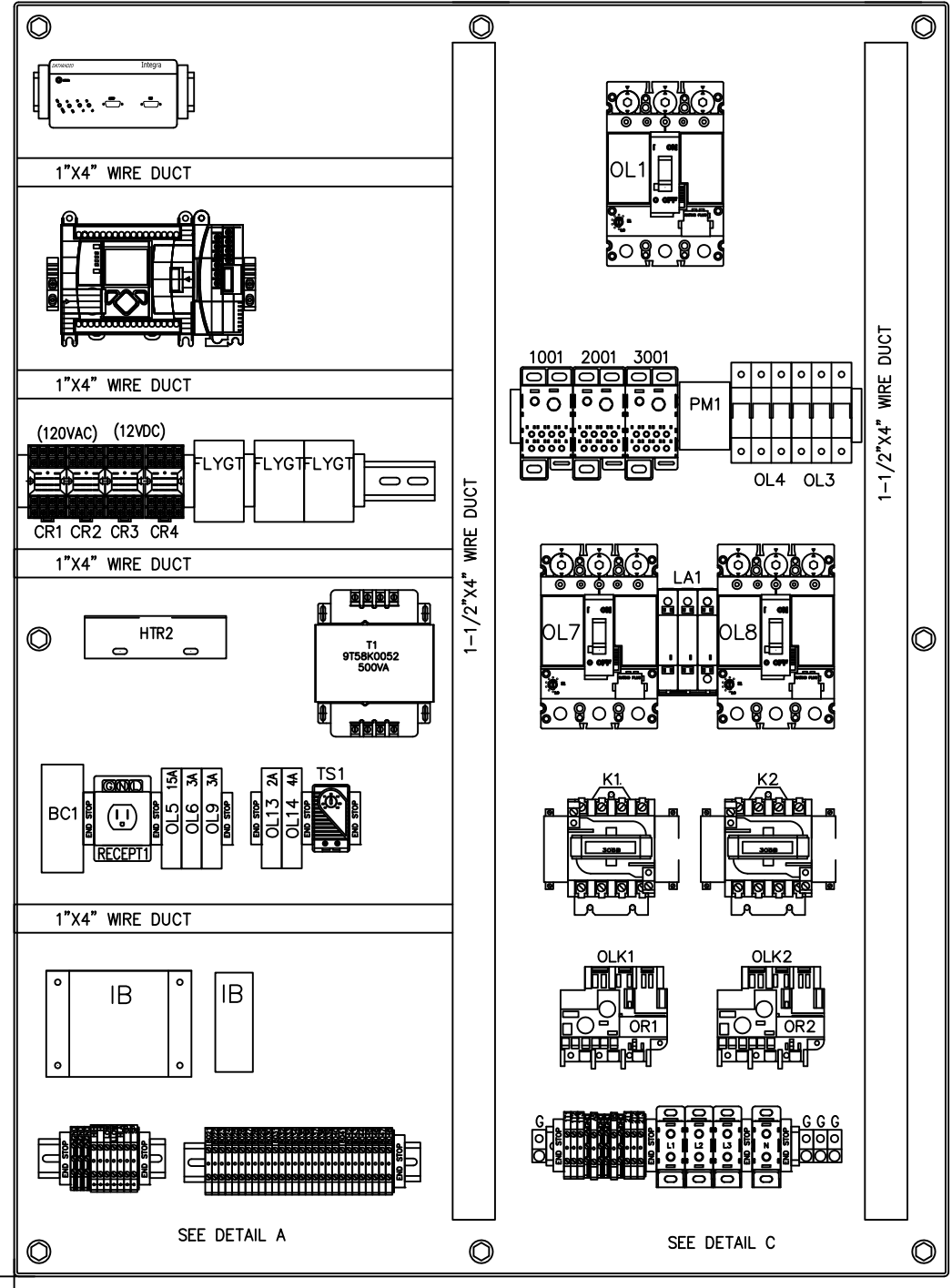


SWING PANEL
(DOOR REMOVED)



FRONT VIEW PANEL
(DOOR/SWING OUT PANEL REMOVED)

BILL OF MATERIALS			
ITEM	QTY	DESCRIPTION	PART No.
A	1	ALLEN-BRADLEY MICROLOGIXS 1100	1763-L16AWA
B	1	ALLEN-BRADELY ANALOG INPUT MODULE	1762-IF4
C	1	ETHERNET RADIO MODEM	TBD
D	1	YAGI ANTENNA	TBD
E	25'	FEED LINE	
F	1	GLOBAL WATER PRESSURE TRANSDUCER	WL430-023
G	1	PANELVIEW 600 TOUCH SCREEN	2711C-T6C

AXTELL ST., PROPERTIES
CA

ROMTEC UTILITIES
18240 NORTH BANK ROAD
ROSEBURG, OR 97470
(541)-496-3541
FAX (541)-496-0803
WWW.romtecutilities.com

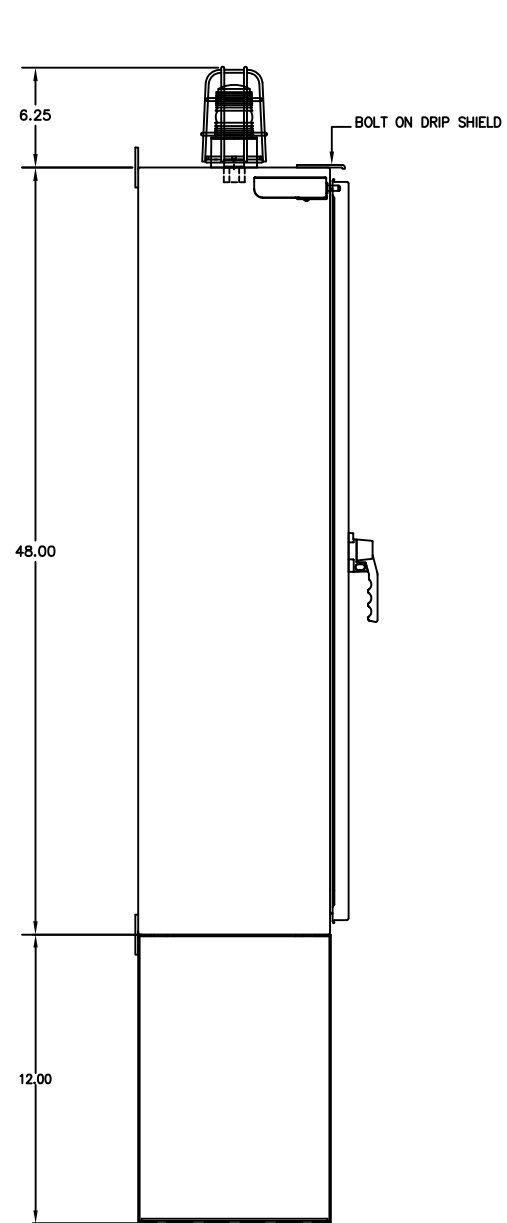
CONTROL PANEL LAYOUT
ELECTRICAL CONTROLS
DUPLEX LIFT STATION SYSTEM

SHEET
1 OF 2
DRAWING #


© ROMTEC INC. ALL RIGHTS RESERVED. THESE PLANS AND DRAWINGS MAY NOT BE PRODUCED, ADAPTED, OR FURTHER DISTRIBUTED, AND NO COMPONENTS MAY BE CONSTRUCTED FROM THESE PLANS, WITHOUT WRITTEN PERMISSION OF ROMTEC, INC.

REV DATE DESCRIPTION REVISIONS
1/28/11

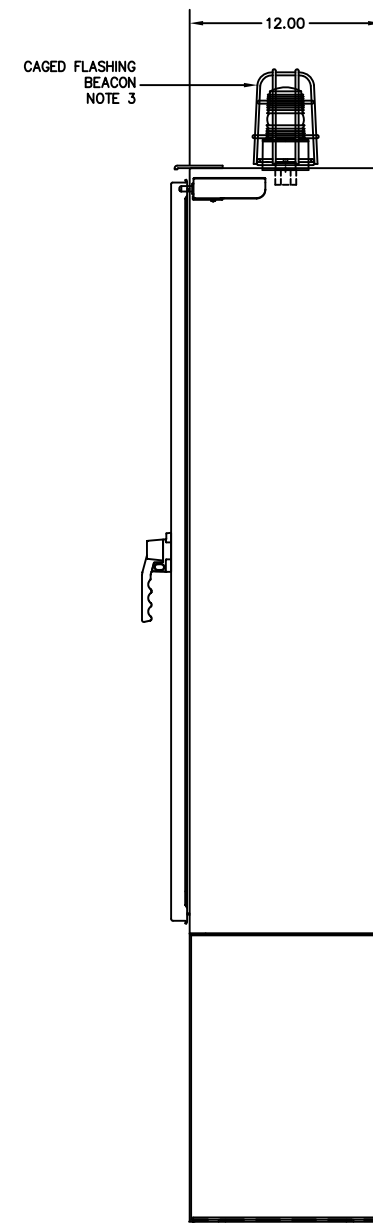
DSN. DRN. CKD.



LEFT SIDE VIEW



FRONT VIEW PANEL



RIGHT SIDE VIEW

SPECIAL NOTES:

THE ENCLOSURE SHOWN REPRESENTS THE INTENT OF THE DESIGN. OFTEN THE ENCLOSURE SIZE MUST CHANGE TO ACCOMMODATE THE REQUIRED COMPONENTS AND FINAL DESIGN. PLEASE CONTACT ROMTEC UTILITIES TO OBTAIN ACTUAL AS-BUILT DRAWINGS BEFORE CONSTRUCTION OF MOUNTING APPARATUS.

AXTELL ST. PROPERTIES CA		ROMTEC UTILITIES 18240 NORTH BANK ROAD ROSEBURG, OR 97470 (541)-496-3541 FAX (541)-496-0803 WWW.romtecutilities.com	
CONTROL PANEL LAYOUT		ELECTRICAL CONTROLS	
DUPEX LIFT STATION SYSTEM			
SHEET 2 OF 2		DRAWING #	
© ROMTEC INC. ALL RIGHTS RESERVED. THESE PLANS AND DRAWINGS MAY NOT BE PRODUCED, ADAPTED, OR FURTHER DISTRIBUTED, AND NO COMPONENTS MAY BE CONSTRUCTED FROM THESE PLANS, WITHOUT WRITTEN PERMISSION OF ROMTEC, INC.		DSN. SW DRN. SW CKD. SW 7-23-10	
		REVISIONS REV DATE DESCRIPTION BY	