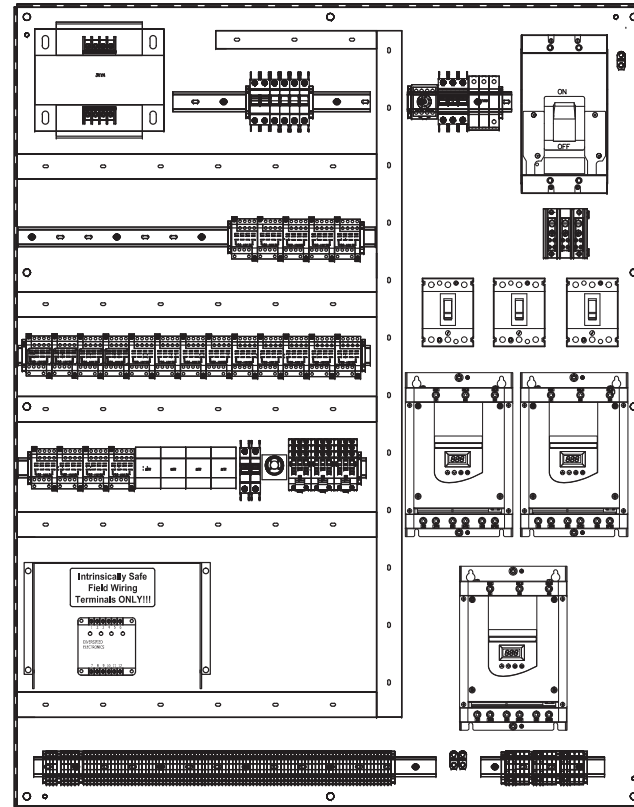


FRONT VIEW
SWING PANEL
(DOOR REMOVED)



FRONT VIEW PANEL
(DOOR/SWING OUT PANEL REMOVED)

SPECIAL NOTES:

THE ENCLOSURE SHOWN REPRESENTS THE INTENT OF THE DESIGN. OFTEN THE ENCLOSURE SIZE MUST CHANGE TO ACCOMMODATE THE REQUIRED COMPONENTS AND FINAL DESIGN. PLEASE CONTACT ROMTEC UTILITIES TO OBTAIN ACTUAL AS-BUILT DRAWINGS BEFORE CONSTRUCTION.

NO.	REV.	DATE	DESCRIPTION	BY

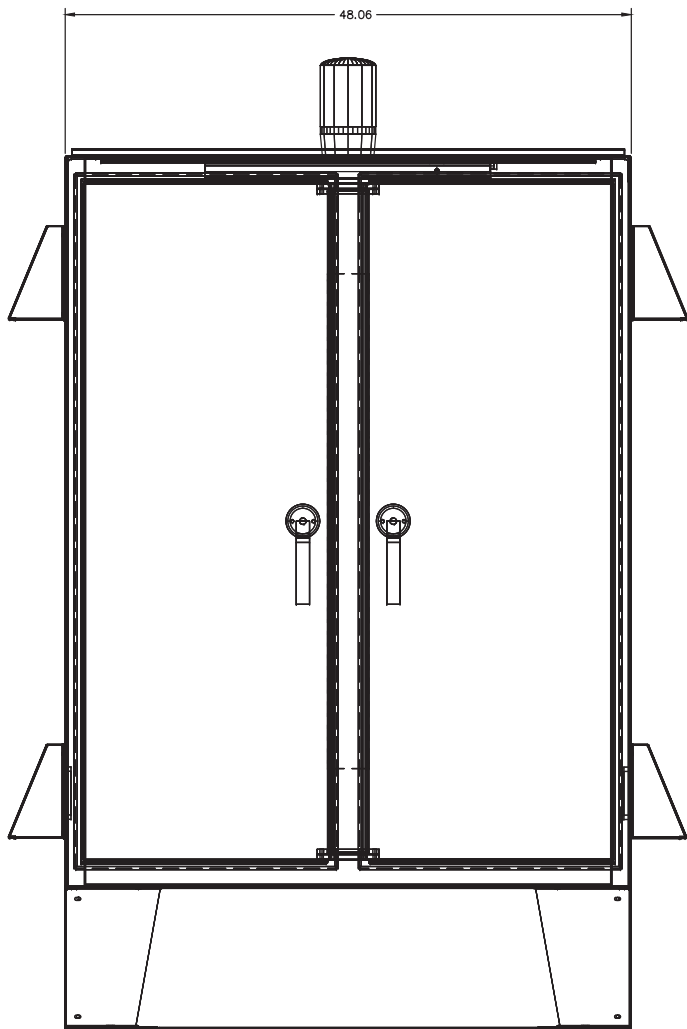
DRN. K.A.S.
CHK. K.A.S.
REV. DATE
8-18-09

CLASSIFIED UL508A FOR ENCLOSED INDUSTRIAL CONTROL PANELS AND UL698A FOR INDUSTRIAL CONTROL PANELS RELATING TO HAZARDOUS (CLASSIFIED) LOCATIONS.

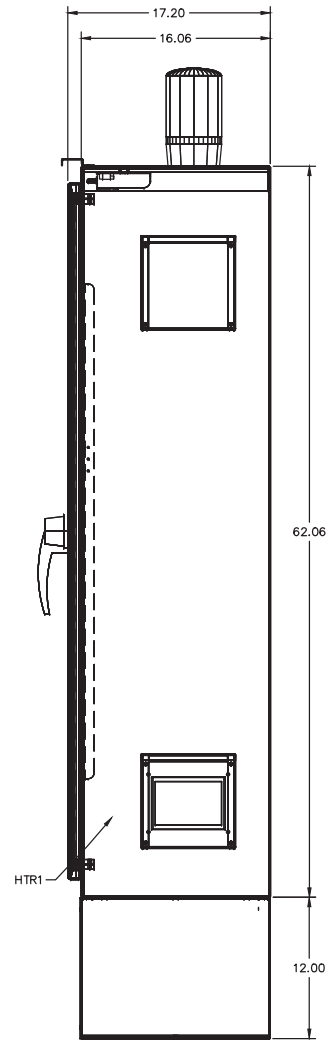
ROMTEC UTILITIES
18240 NORTH BANK ROAD
ROSEBURG, OR 97470
(541)-496-9678
FAX (541)-496-0804
www.romtecutilities.com

EAST CAMPUS STORM WATER
CONTROL PANEL LAYOUT
ELECTRICAL CONTROLS
TRIPLEX LIFT STATION SYSTEM

SHEET
2 OF 2
JOB NUMBER



FRONT VIEW PANEL



RIGHT SIDE VIEW

SPECIAL NOTES:

THE ENCLOSURE SHOWN REPRESENTS THE INTENT OF THE DESIGN. OFTEN THE ENCLOSURE SIZE MUST CHANGE TO ACCOMMODATE THE REQUIRED COMPONENTS AND FINAL DESIGN. PLEASE CONTACT ROMTEC UTILITIES TO OBTAIN ACTUAL AS-BUILT DRAWINGS BEFORE CONSTRUCTION.

<p>EAST CAMPUS STORM WATER CONTROL PANEL LAYOUT ELECTRICAL CONTROLS TRIPLEX LIFT STATION SYSTEM</p>	<p>ROMTEC UTILITIES 18240 NORTH BANK ROAD ROSEBURG, OR 97470 (541) 496-3541 FAX (541) 496-0803 www.romtecutilities.com</p>
<p>SHEET 1 OF 2 JOB NUMBER</p>	<p>UL LISTED LIFT STATION CONTROL PANEL & PUMP DISCONNECT PANEL-DUPLEX PUMPS WITH OPTIONAL PERMANENT ON-SITE ELECTRICAL GENERATOR. E0069D01</p>
<p>BY</p>	<p>DESCRIPTION</p>
<p>REV. DATE</p>	<p>REV. DATE</p>
<p>CHK. KAS</p>	<p>CHK. KAS</p>
<p>DSN. KAS</p>	<p>DSN. KAS</p>
<p>3/17/11</p>	<p>3/17/11</p>