DRAWING NUMBER ____

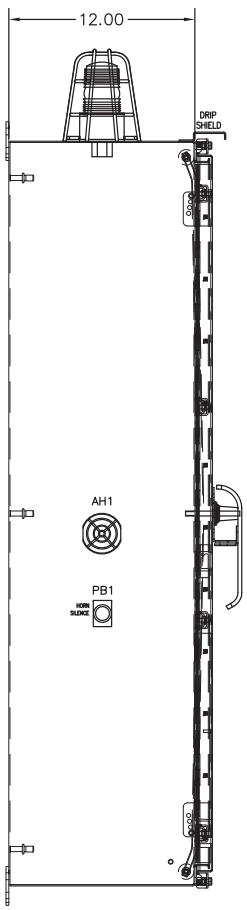

LEFT SIDE VIEW
ENCLOSURE

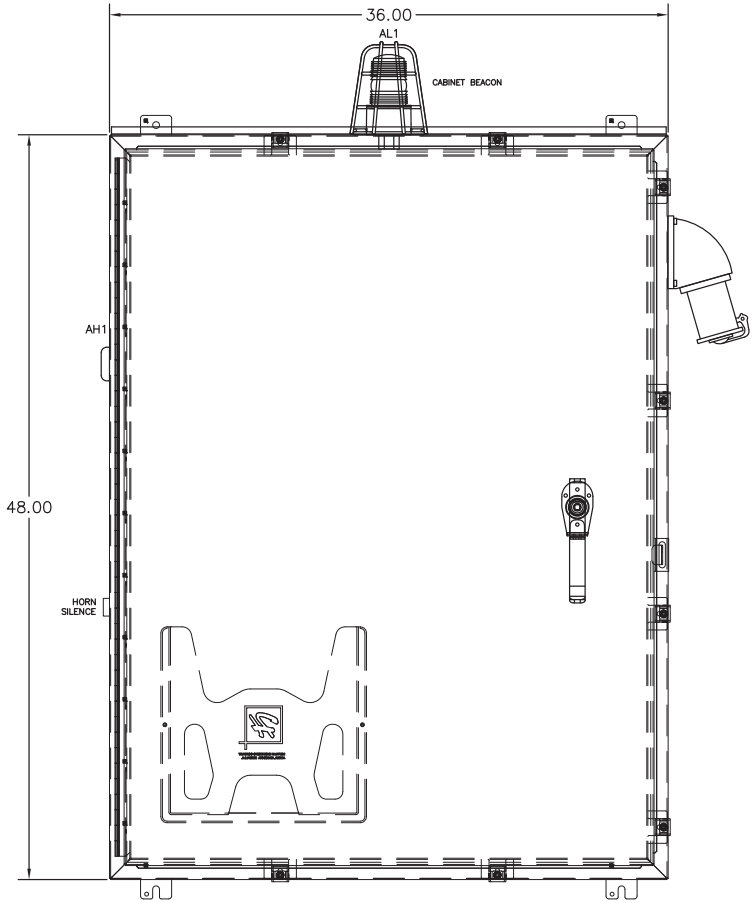

FRONT VIEW
ENCLOSURE

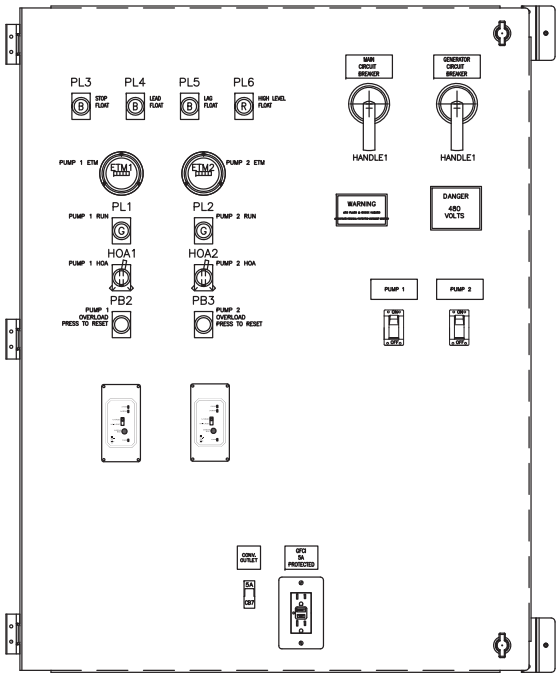

FRONT VIEW
INNER DOOR

THE ENCLOSURE SHOWN REPRESENTS THE INTENT OF THE DESIGN. OFTEN THE ENCLOSURE SIZE AND LAYOUT MUST CHANGE TO ACCOMMODATE THE REQUIRED COMPONENTS AND FINAL DESIGN. PLEASE CONTACT ROMTEC UTILITIES TO OBTAIN ACTUAL AS-BUILT DRAWINGS BEFORE INSTALLATION.

REV. OR APP'D BY	REV. LET.	REVISIONS	DATE	REV. OR APPD BY

THIS DRAWING IS THE PROPERTY OF ROMTEC AND CONTAINS PROPRIETARY AND CONFIDENTIAL INFORMATION WHICH MUST NOT BE DUPLICATED, USED OR DISCLOSED OTHER THAN EXPRESSLY AUTHORIZED BY ROMTEC

CUSTOMER:

PHONE: 541-496-9678

ROMTEC

ROMTEC UTILITIES, INC. ROSEBURG, OREGON

DATE	7/30/13	REV.	A
DESIGN	KAS		
DRAWN	KAS		
CHK'D	CHK'D	HP	1.8
APPR'D	APPRV'D	SIZE	D
SHEET			

PROJECT NAME: GOODWILL LIFT STATION
FILE NO:
CONFIG NO:
ADDER NO:
PROJECT NUMBER
DRAWING NUMBER