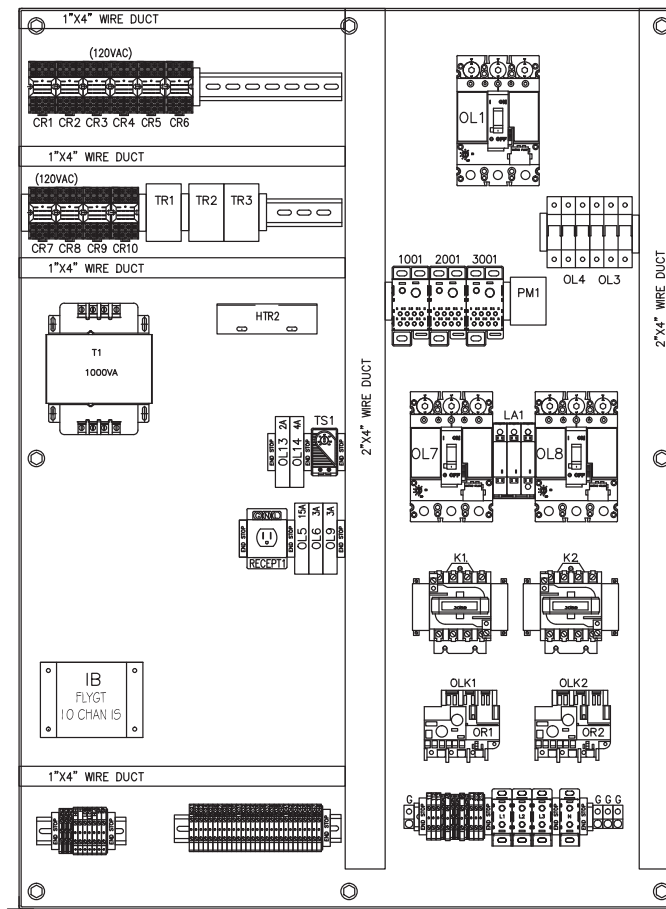


FRONT VIEW  
SWING PANEL  
(DOOR REMOVED)



FRONT VIEW PANEL  
(DOOR/SWING PANEL REMOVED)

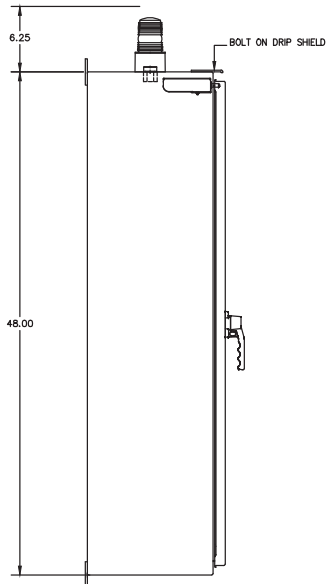
REV.	DATE	DESCRIPTION	BY
1	7-22-10		
2			
3			
4			
5			
6			
7			
8			
9			
10			

UL LISTED LIFT STATION CONTROL  
PANEL & PUMP DISCONNECT  
PANEL-DUPLEX PUMPS WITH  
OPTIONAL PERMANENT ON-SITE  
ELECTRICAL GENERATOR.


**ROMTEC**  
UTILITIES  
18240 NORTH BANK ROAD  
ROSEBURG, OR 97470  
(541)-496-3541  
FAX (541)-496-0803  
WWW.romtecutilities.com

OLSON ENGINEERING  
PRAIRIE HIGH SCHOOL  
**CONTROL PANEL LAYOUT**  
**ELECTRICAL CONTROLS**  
**DUPLEX LIFT STATION SYSTEM**

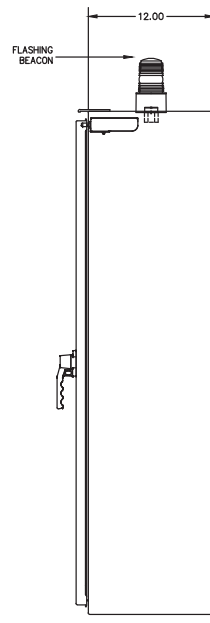
SHEET  
1 OF 2  
DRAWING #



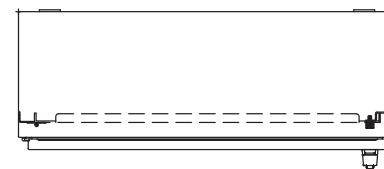
LEFT SIDE VIEW



FRONT VIEW PANEL



RIGHT SIDE VIEW



TOP VIEW

SPECIAL NOTES:

THE ENCLOSURE SHOWN REPRESENTS THE INTENT OF THE DESIGN. OFTEN THE ENCLOSURE SIZE MUST CHANGE TO ACCOMMODATE THE REQUIRED COMPONENTS AND FINAL DESIGN. PLEASE CONTACT ROMTEC UTILITIES TO OBTAIN ACTUAL AS-BUILT DRAWINGS BEFORE CONSTRUCTION OF MOUNTING APPARATUS.

<p>OLSON ENGINEERING PRAIRIE HIGH SCHOOL</p> <p>CONTROL PANEL LAYOUT ELECTRICAL CONTROLS DUPLIX LIFT STATION SYSTEM</p>	<p><b>ROMTEC UTILITIES</b> 18240 NORTH BANK ROAD ROSEBURG, OR 97470 (541)-496-3541 FAX (541)-496-0803 WWW.romtecutilities.com</p>
<p>UL LISTED LIFT STATION CONTROL PANEL &amp; PUMF DISCONNECT PANEL-DUPLEX PUMPS WITH OPTIONAL PERMANENT ON-SITE ELECTRICAL GENERATOR.</p>	
<p>SHEET 2 OF 2 DRAWING #</p>	<p>DESIGNER REVISIONS REV. DATE 7-22-10 BY</p>