

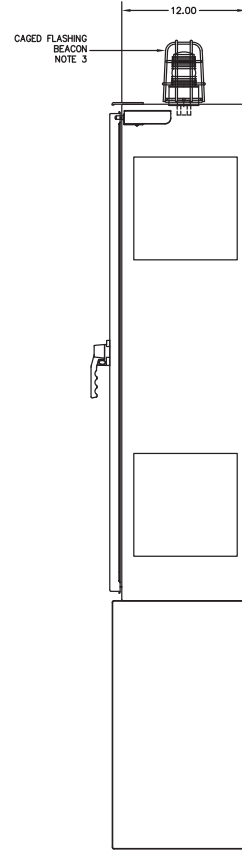
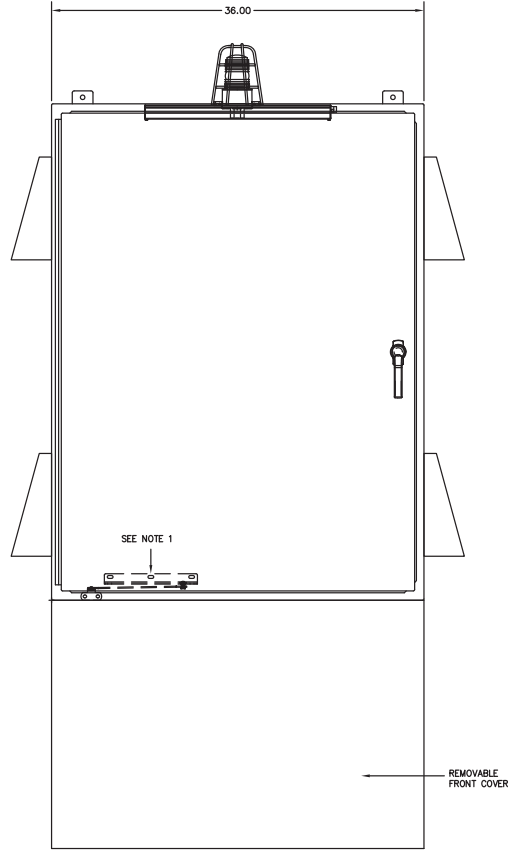
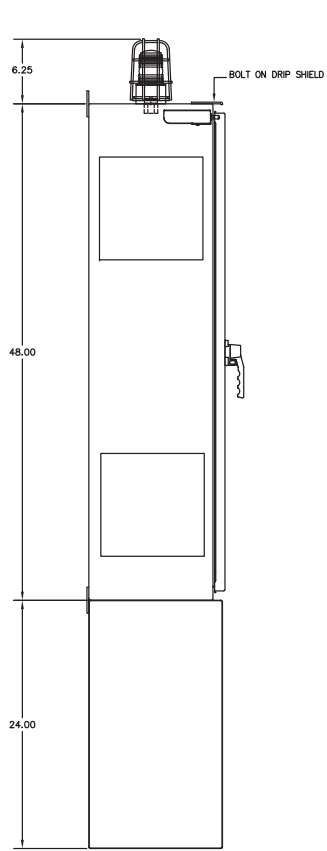
REV	DATE	DESCRIPTION	SW	BY
1	3-4-08	CONTROL PANEL LAYOUT		
2		REVISIONS		

UL LISTED LIFT STATION CONTROL
 PANEL & PUMP DISCONNECT
 PANEL-DUPLEX PUMPS WITH
 OPTIONAL PERMANENT ON-SITE
 ELECTRICAL GENERATOR.

ROMTEC UTILITIES
 18240 NORTH BANK ROAD
 ROSELBURG, OR 97470
 (541)-496-3541
 FAX (541)-496-0803
 WWW.ROMTECUTILITIES.COM

USACE
 PRIME POWER LIFT STATION
 CONTROL PANEL LAYOUT
 ELECTRICAL CONTROLS
 DUPLEX LIFT STATION SYSTEM

SHEET
 1 OF 2
 DRAWING #



USAGE		PRIME POWER LIFT STATION	
CONTROL PANEL LAYOUT		ELECTRICAL CONTROLS	
DUPLEX LIFT STATION SYSTEM			
SHEET		2 OF 2	
DRAWING #			
<p>ROMTEC CONCRETE UTILITIES 16240 NORTH BANK ROAD GREENSBORO, NC 27470 (541) 493-3541 FAX (541) 496-0803 www.romtecutilities.com</p>			
<p>UL LISTED LIFT STATION CONTROL PANEL & PUMP DISCONNECT PANEL-DUPLEX PUMPS WITH OPTIONAL PERMANENT ON-SITE ELECTRICAL GENERATOR.</p>			
DSN. SW	DRN. SW	CHK. SW	3-4-08
1	1	1	3-4-08
CONTR. PANEL LAYOUT	DESCRIPTION	REVISIONS	SW
			BY