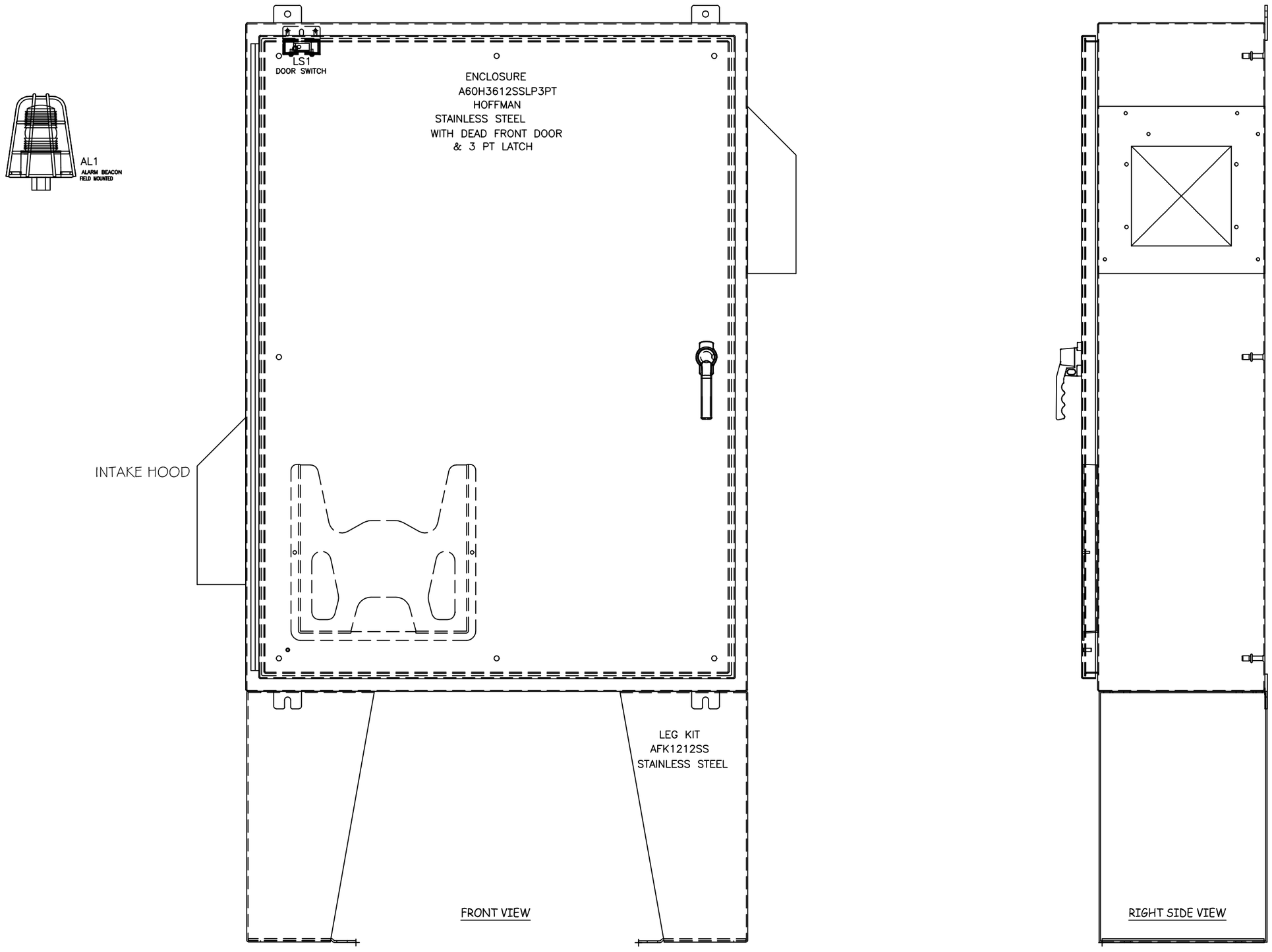

REV	DATE	DESCRIPTION	BY
1	9/28/12	FIELD MOUNTED BEACON	KAS

DSN. KAS
DRN. KAS
CKD. KAS
3/26/12

© ROMTEC INC. ALL RIGHTS RESERVED. THESE PLANS AND DRAWINGS MAY NOT BE PRODUCED, ADAPTED, OR FURTHER DISTRIBUTED, AND NO COMPONENTS MAY BE CONSTRICTED FROM THESE PLANS, WITHOUT WRITTEN PERMISSION OF ROMTEC, INC.

ROMTEC UTILITIES
18240 NORTH BANK ROAD
ROSEBURG, OR 97470
(541)-496-9678
FAX (541)-496-0804
WWW.romtecutilities.com

UPRR CHEYENNE RAILYARD
LIFT STATION IWW- 1

TYPICAL CONTROL PANEL LAYOUT ELECTRICAL CONTROLS TRIPLEX LIFT STATION SYSTEM

SHEET 1 OF 3

JOB NUMBER

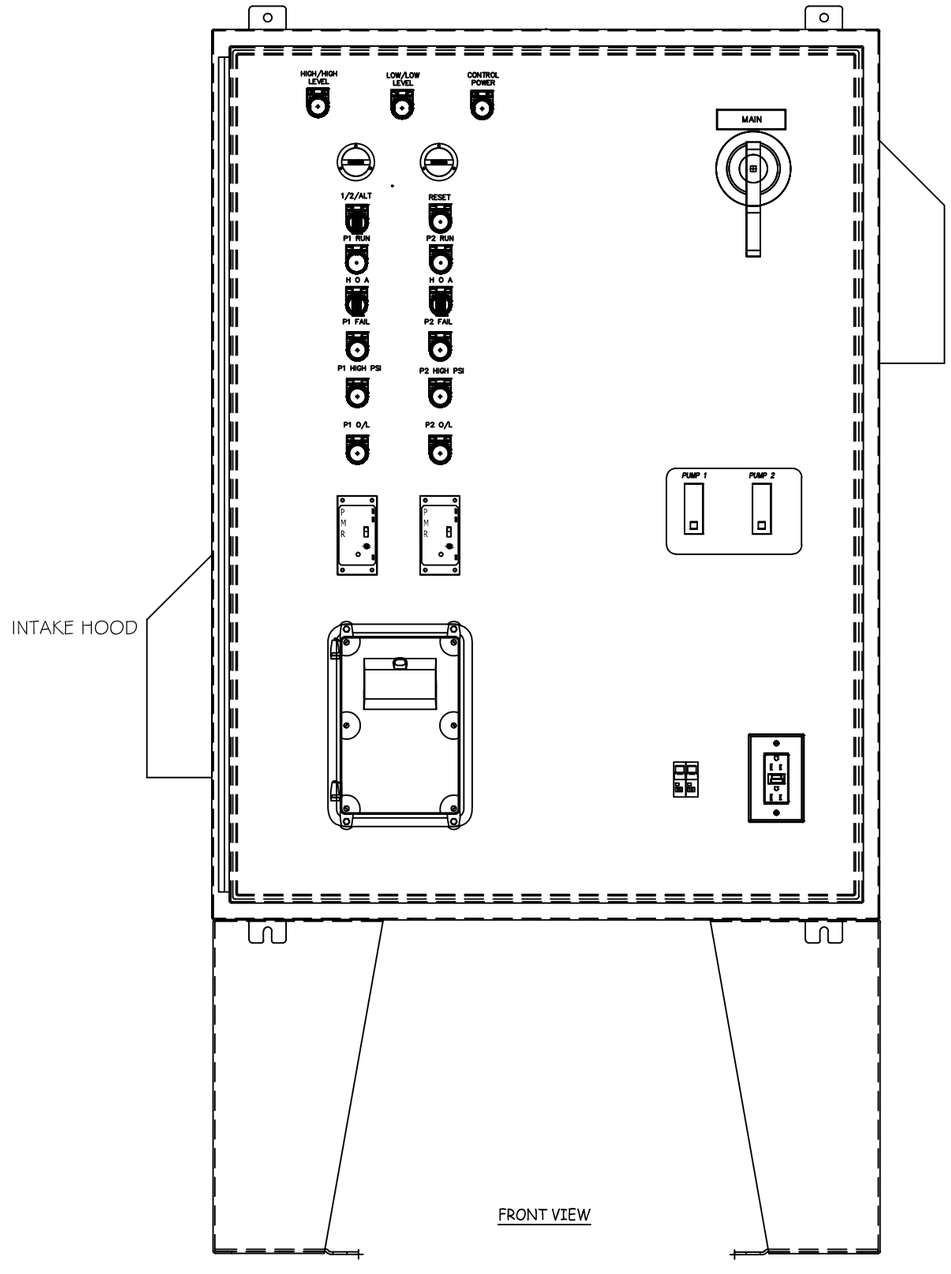

FRONT VIEW
SWING PANEL
(DOOR REMOVED)

THE ENCLOSURE SHOWN REPRESENTS THE INTENT OF THE DESIGN. OFTEN THE ENCLOSURE SIZE AND LAYOUT MUST CHANGE TO ACCOMMODATE THE REQUIRED COMPONENTS AND FINAL DESIGN. PLEASE CONTACT ROMTEC UTILITIES TO OBTAIN ACTUAL AS-BUILT DRAWINGS BEFORE INSTALLATION.

REV	DATE	DESCRIPTION	BY

DSN. KAS
DRN. KAS
CKD. KAS
3/26/12

© ROMTEC INC. ALL RIGHTS RESERVED. THESE PLANS AND DRAWINGS MAY NOT BE PRODUCED, ADAPTED, OR FURTHER DISTRIBUTED, AND NO COMPONENTS MAY BE CONSTRICTED FROM THESE PLANS, WITHOUT WRITTEN PERMISSION OF ROMTEC, INC.

ROMTEC UTILITIES
18240 NORTH BANK ROAD
ROSEBURG, OR 97470
(541)-496-9678
FAX (541)-496-0804
WWW.romtecutilities.com

UPRR CHEYENNE RAILYARD
LIFT STATION IWW- 1

TYPICAL CONTROL PANEL LAYOUT ELECTRICAL CONTROLS TRIPLEX LIFT STATION SYSTEM

SHEET 2 OF 3

JOB NUMBER

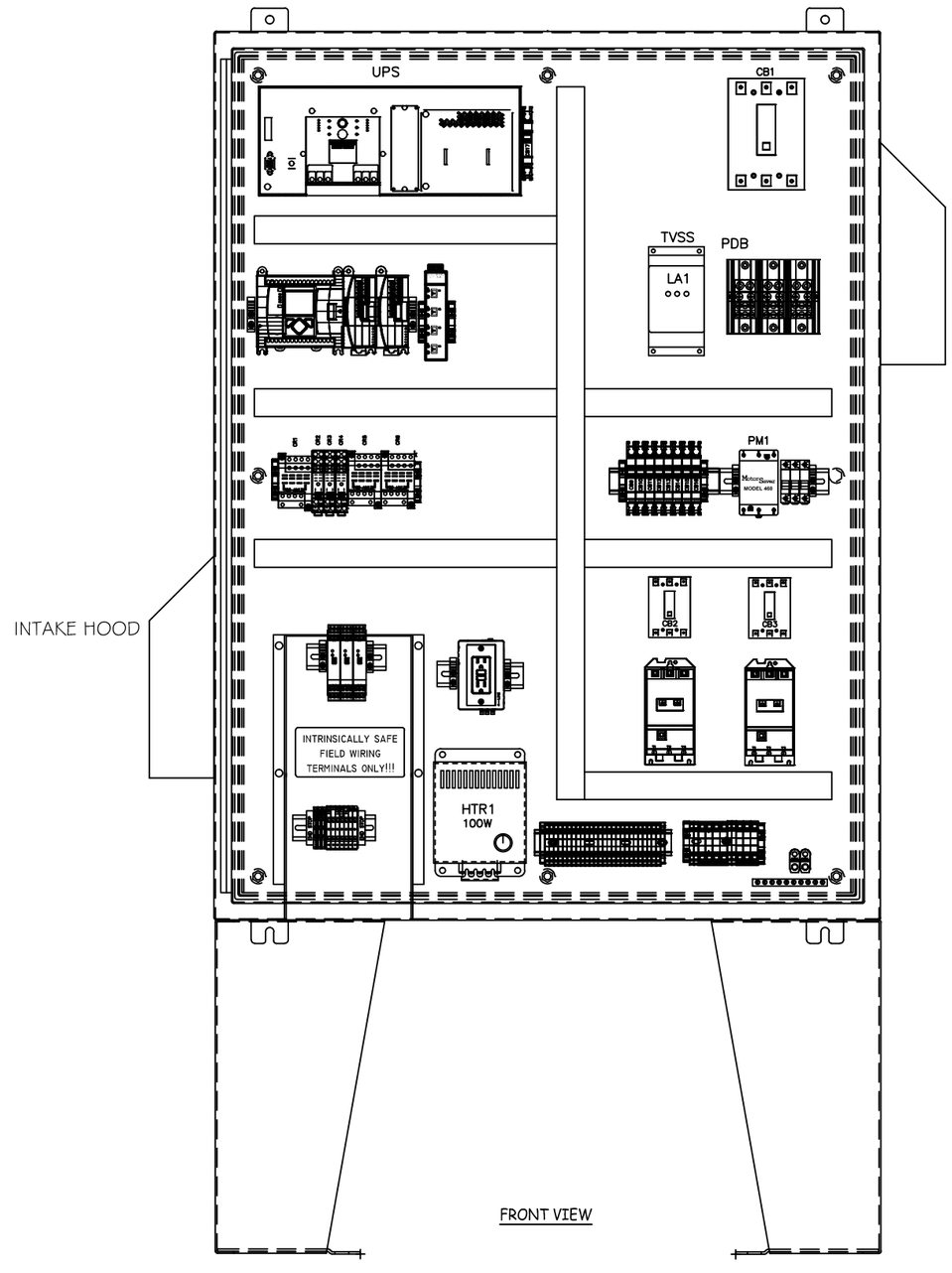

FRONT VIEW PANEL

(DOOR/SWING OUT PANEL REMOVED)

REV	DATE	DESCRIPTION	BY

DSN. KAS
DRN. KAS
CKD. KAS
3/26/12

© ROMTEC INC. ALL RIGHTS RESERVED. THESE PLANS AND DRAWINGS MAY NOT BE PRODUCED, ADAPTED, OR FURTHER DISTRIBUTED, AND NO COMPONENTS MAY BE CONSTRICTED FROM THESE PLANS, WITHOUT WRITTEN PERMISSION OF ROMTEC, INC.

ROMTEC UTILITIES
18240 NORTH BANK ROAD
ROSEBURG, OR 97470
(541)-496-9678
FAX (541)-496-0804
WWW.romtecutilities.com

UPRR CHEYENNE RAILYARD

LIFT STATION IWW - 1

TYPICAL CONTROL PANEL
LAYOUT ELECTRICAL CONTROLS
TRIPLEX LIFT STATION SYSTEM

SHEET 3 OF 3

JOB NUMBER

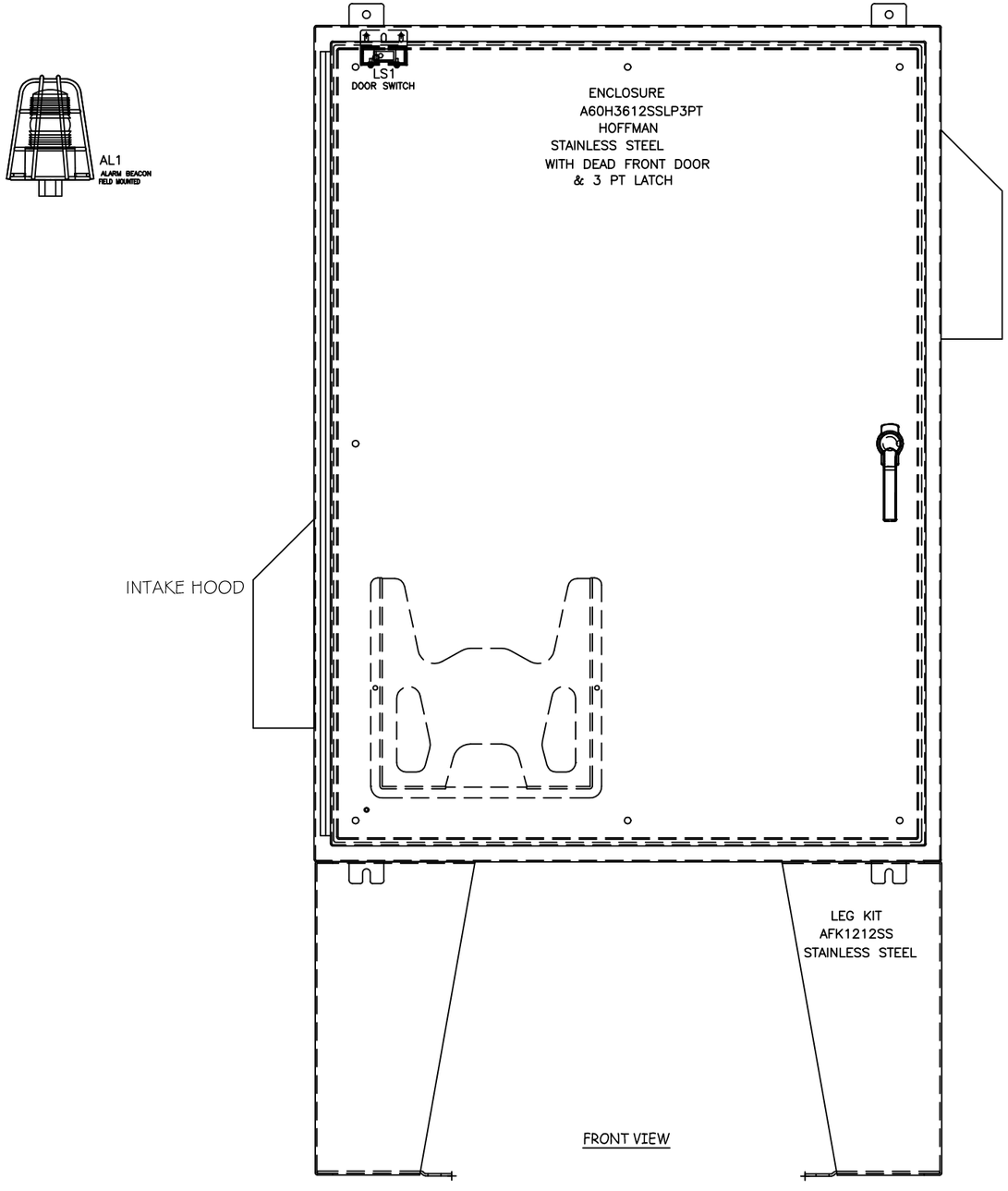

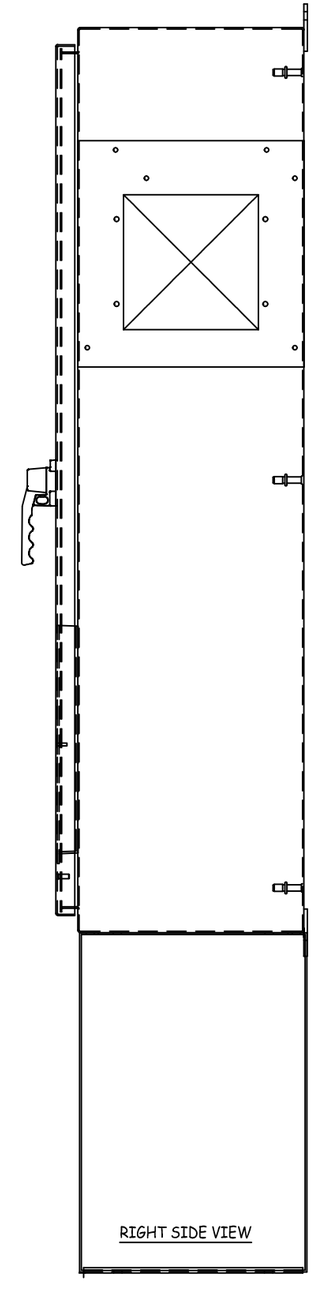

REV	DATE	DESCRIPTION	BY
1	9/28/12	FIELD MOUNTED BEACON	KAS

DSN. KAS
DRN. KAS
CKD. KAS
3/26/12

© ROMTEC INC. ALL RIGHTS RESERVED. THESE PLANS AND DRAWINGS MAY NOT BE PRODUCED, ADAPTED, OR FURTHER DISTRIBUTED, AND NO COMPONENTS MAY BE CONSTRICTED FROM THESE PLANS, WITHOUT WRITTEN PERMISSION OF ROMTEC, INC.

ROMTEC UTILITIES
18240 NORTH BANK ROAD
ROSEBURG, OR 97470
(541)-496-9678
FAX (541)-496-0804
WWW.romtecutilities.com

UPRR CHEYENNE RAILYARD
LIFT STATION IWW- 3

TYPICAL CONTROL PANEL LAYOUT ELECTRICAL CONTROLS TRIPLEX LIFT STATION SYSTEM

SHEET 1 OF 3

JOB NUMBER

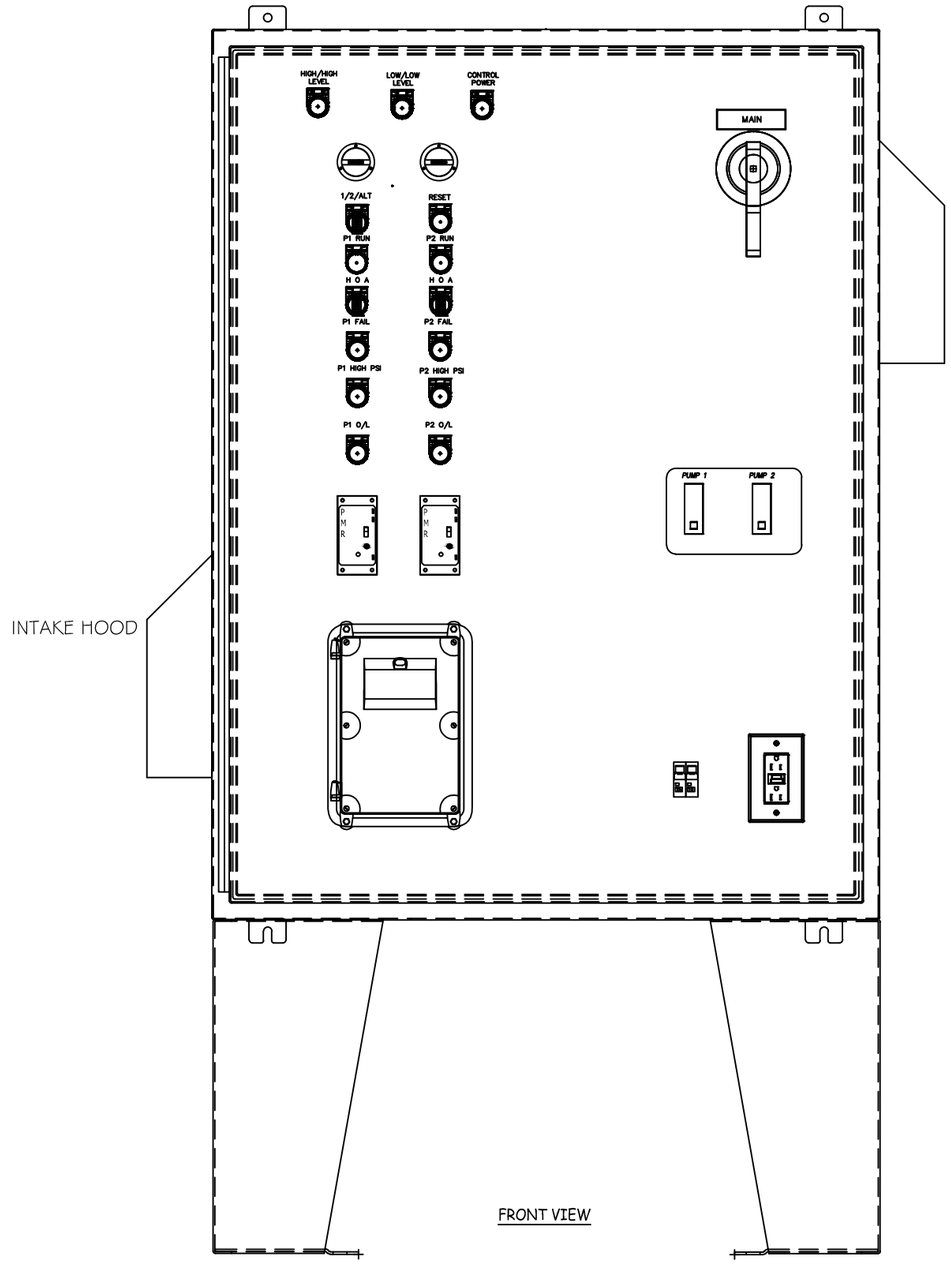

FRONT VIEW
SWING PANEL
(DOOR REMOVED)

THE ENCLOSURE SHOWN REPRESENTS THE INTENT OF THE DESIGN. OFTEN THE ENCLOSURE SIZE AND LAYOUT MUST CHANGE TO ACCOMMODATE THE REQUIRED COMPONENTS AND FINAL DESIGN. PLEASE CONTACT ROMTEC UTILITIES TO OBTAIN ACTUAL AS-BUILT DRAWINGS BEFORE INSTALLATION.

REV	DATE	DESCRIPTION	BY

DSN. KAS
DRN. KAS
CKD. KAS
3/26/12

© ROMTEC INC. ALL RIGHTS RESERVED. THESE PLANS AND DRAWINGS MAY NOT BE PRODUCED, ADAPTED, OR FURTHER DISTRIBUTED, AND NO COMPONENTS MAY BE CONSTRICTED FROM THESE PLANS, WITHOUT WRITTEN PERMISSION OF ROMTEC, INC.

ROMTEC UTILITIES
18240 NORTH BANK ROAD
ROSEBURG, OR 97470
(541)-496-9678
FAX (541)-496-0804
WWW.romtecutilities.com

UPRR CHEYENNE RAILYARD
LIFT STATION IWW- 3

TYPICAL CONTROL PANEL LAYOUT ELECTRICAL CONTROLS TRIPLEX LIFT STATION SYSTEM

SHEET 2 OF 3

JOB NUMBER

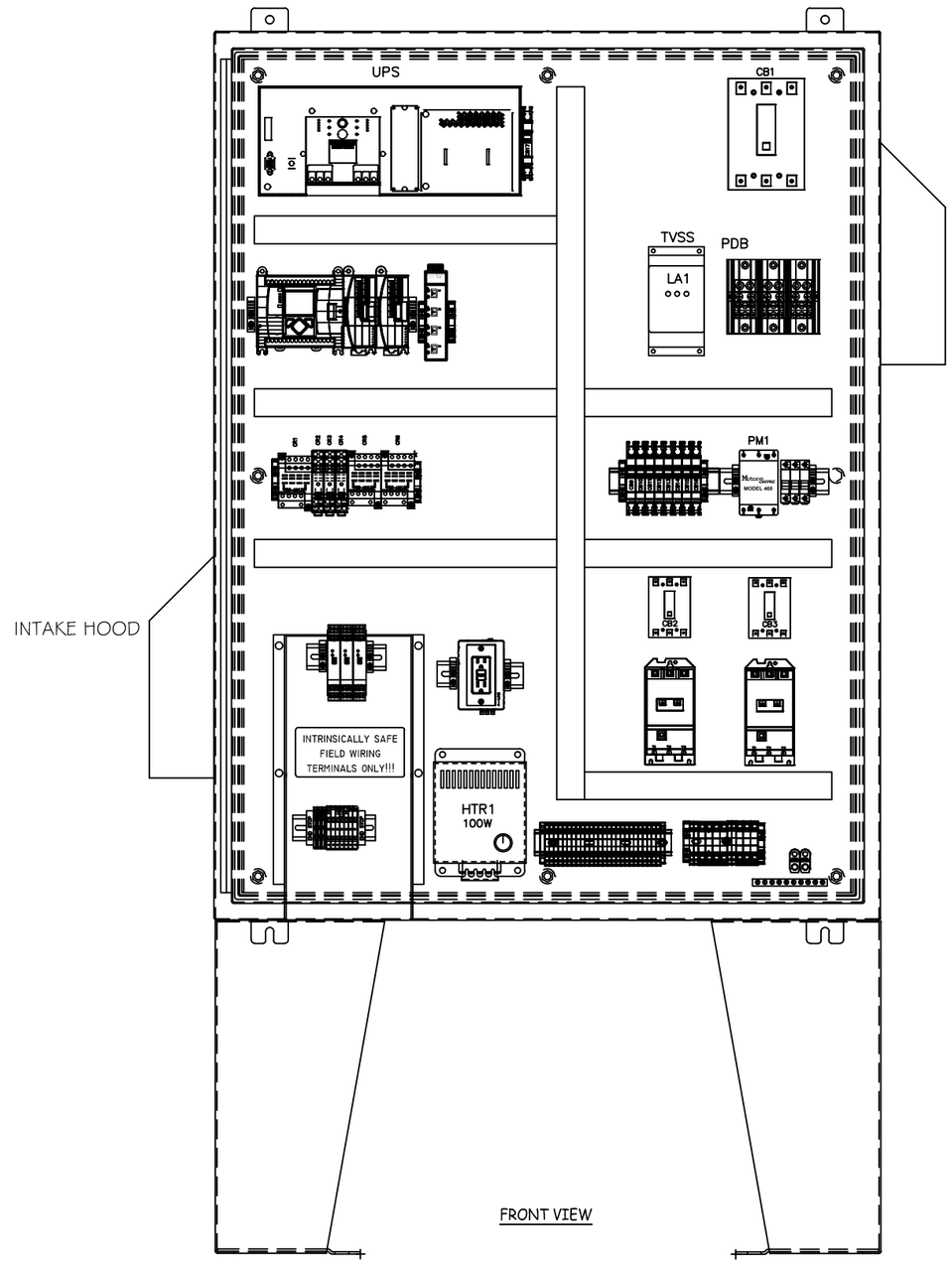

FRONT VIEW PANEL

(DOOR/SWING OUT PANEL REMOVED)

REV	DATE	DESCRIPTION	BY

DSN. KAS
DRN. KAS
CKD. KAS
3/26/12

© ROMTEC INC. ALL RIGHTS RESERVED. THESE PLANS AND DRAWINGS MAY NOT BE PRODUCED, ADAPTED, OR FURTHER DISTRIBUTED, AND NO COMPONENTS MAY BE CONSTRICTED FROM THESE PLANS, WITHOUT WRITTEN PERMISSION OF ROMTEC, INC.

ROMTEC UTILITIES
18240 NORTH BANK ROAD
ROSEBURG, OR 97470
(541)-496-9678
FAX (541)-496-0804
WWW.romtecutilities.com

UPRR CHEYENNE RAILYARD

LIFT STATION IWW - 3

TYPICAL CONTROL PANEL
LAYOUT ELECTRICAL CONTROLS
TRIPLEX LIFT STATION SYSTEM

SHEET 3 OF 3

JOB NUMBER