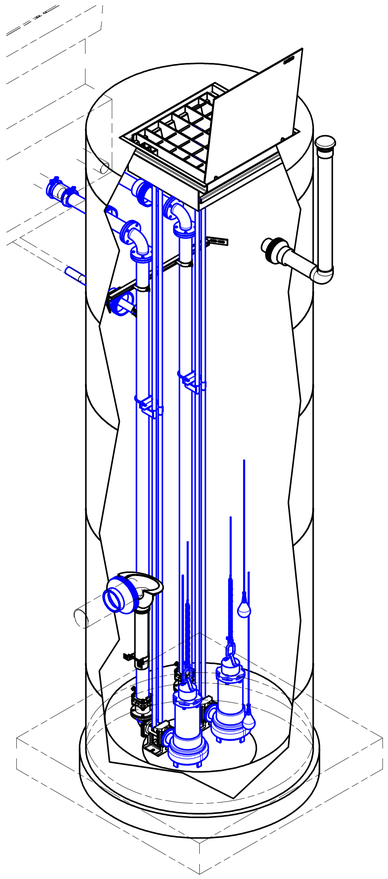

ISO VIEW
SCALE 1 / 24

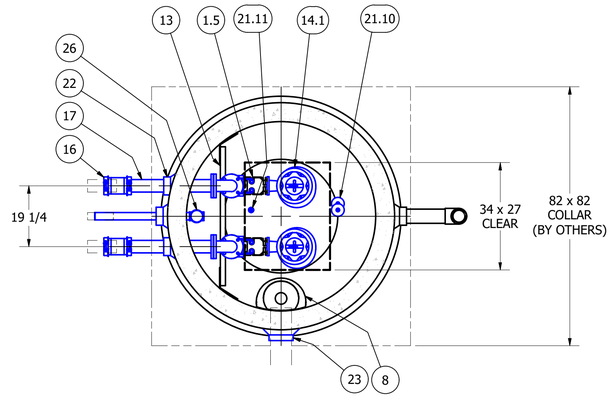

SECTION B-B
SCALE 1 / 24

PRIMARY SENSOR ELEVATION TABLE		
DESCRIPTION	ELEVATION	Δ
INFLUENT INVERT	841.58'	1.18'
HIGH LEVEL ALARM	840.40'	0.50'
LAG PUMP START	839.90'	1.00'
LEAD PUMP START	838.90'	1.20'
PUMP STOP	837.70'	2.25'
WELL FLOOR	835.45'	

MISC. ELEVATION TABLE	
DESCRIPTION	ELEVATION
HIGH/HIGH (FLOAT)	840.90'
LOW LEVEL (FLOAT)	837.20'

NOTE: TOP SLAB AND HATCH ARE H-20 OCCASIONAL TRAFFIC RATED

PARTS LIST			
ITEM	QTY	STOCK NUMBER	DESCRIPTION
1	1	10-CB000000	BASE SLAB ASSEMBLY
1.1	1	10-CB053600	BASE - WW - 5ft DIA x 36in
1.2	1	10-GR050000	GROUT RING - 5ft DIA - 8in
1.3	2	31-EL0303EB	DISCHARGE ELBOW - 3in x 3in - EBARA
1.4	2	31-HW00AKS6	ANCHOR KIT - 316SS - DISCHARGE ELBOW
1.5	2	31-QD03LMEB	QUICK DISCHARGE CONNECTOR - 3in - EBARA LM80
1.6	2	44-AD03RMD0	RFCA - 3in - ROMAC - FBEC w/SS HARDWARE
2	1	12-CR053600	BARREL - 5ft DIA x 3ft H
3	2	12-CR054800	BARREL - 5ft DIA x 4ft H
4	1	12-CR056000	BARREL - 5ft DIA x 5ft H
5	1	14-CT000000	TOP SLAB ASSEMBLY
5.1	1	13-HH05HD0U	HATCH - H20 - 5ft - FLOOD-RESISTANT
5.3	1	14-CT05HD00	TOP SLAB - 5ft DIA - H20
6	1	15-BR04SS35	BRACKET - PIPE - 4in -SS35 - SDR35
7	1	15-CP040000	COUPLING - FERNCO - 4in
8	1	15-DB464045	DROP BOWL - 4in INLET x 4in OUTLET - 5ft WET WELL
9	1	15-HWDBANCH	ANCHOR - DROP BOWL
10	2	17-AC38000B	BOLT KIT - UPPER GUIDE BAR BRACKET
11	2	17-IG01S4EB	BRACKET - IGBB - 1in - 304SS - EBARA LM80
12	2	17-UG01S4EB	BRACKET - 304SS - UPPER GUIDE BAR - 1in
13	1	18-BR000000	BRACKET ASSEMBLY - 316SS - DISCHARGE SUPPORT
14	1	30-PU000000	PUMP SHIPPING CRATE
14.1	2	30-PU0000EB	PUMP - EBARA 80DLMKFMU63.7 - 5hp
14.2	2	30-PUCABL05	PUMP OPTION: LONG CABLES - 75ft - 5HP
14.3	2	30-PUTRIM00	PUMP OPTION: IMPELLER TRIM - .5HP THRU 5HP
14.4	2	32-AC580LNK	LINK - 316SS - .625in - OBLONG - 2800# WLL
14.5	2	32-BS7160SS	BOW SHACKLE - 316SS - 7-16in
14.6	2	32-CGA000SS	CORD GRIP - .750in - .990 - SS
14.7	1	32-PL000000	LIFTING RING - PUMP
14.8	4 ft	32-PL3800S6	CHAIN - 316SS - 3-8in SS - (2 x 2ft)
14.9	2	32-PLLSANYL	LIFTING SLING ASSEMBLY - COATED CABLE
15	74.0 ft	40-PP0100S4	PIPE - 304SS SCH40 - 1in DIA (GUIDE RAILS)
16	2	44-CP030HD0	COUPLING - 3in - HYMAX GRIP
17	2	45-FP030300	SPOOL - DI - 3in DIA x 30in - FLGxPE
18	2	45-FP031800	SPOOL - DI - 3in DIA x 180in - FLGxPE
19	2	46-EL0390DI	ELBOW - DI - 3in x 90deg - FLGxFLG
20	4	49-GS030000	GASKET - FLANGE - 3in
21	1	50-AC000000	WELL SHIPPING CRATE
21.1	4	12-GS000001	BARREL - GASKET
21.2	2	13-KY000000	HATCH KEY
21.3	3	18-AC00CH00	CABLE HANGER ASSEMBLY
21.4	4	18-HD040000	LIFTING CLUTCH - 4 TON
21.5	1	51-AC00NSTB	NEVER SIEZE - TUBE
21.6	95 ft	51-BT060000	JOINT WRAP - 6in - BOA TAPE
21.7	105 ft	51-SE3Q3QSL	SEALANT - 0.75in - CONSEAL CS-202
21.8	1	80-BR00PT00	BRACKET - PRESSURE TRANSDUCER
21.9	1	80-FI00PT00	DESSICANT FILTER - PRESSURE TRANSDUCER
21.10	2	80-FS20MSNL	FLOAT - 20m - MS1 - NOLTA
21.11	1	80-PT1500EH	PRESSURE TRANSDUCER - 0-15PSI - 60ft CABLE
22	4	59-KB080400	KOR-N-SEAL - 8in CORE - 4in thru 1.5in PIPE
23	1	59-KB1206DI	KOR-N-SEAL - 12in CORE x 6in DIPS PIPE
24	2.5 ft	70-PP0200P4	PIPE - PVC SCH40 - 2in DIA
25	2.0 ft	70-PP0400DR	PIPE - PVC SDR35 - 4in DIA
26	1	72-DB020SP8	DRAINBACK VALVE - PVC - 2in
27	1	18-VT000000	VENT ASSEMBLY - 4in PVC SCH80 W/ MUSHROOM CAP

5' DIAMETER WET WELL
3" DISCHARGE PIPING
DUPLEX EBARA PUMPS
3" - 660 VALVE VAULT

FOR DESIGN REVIEW

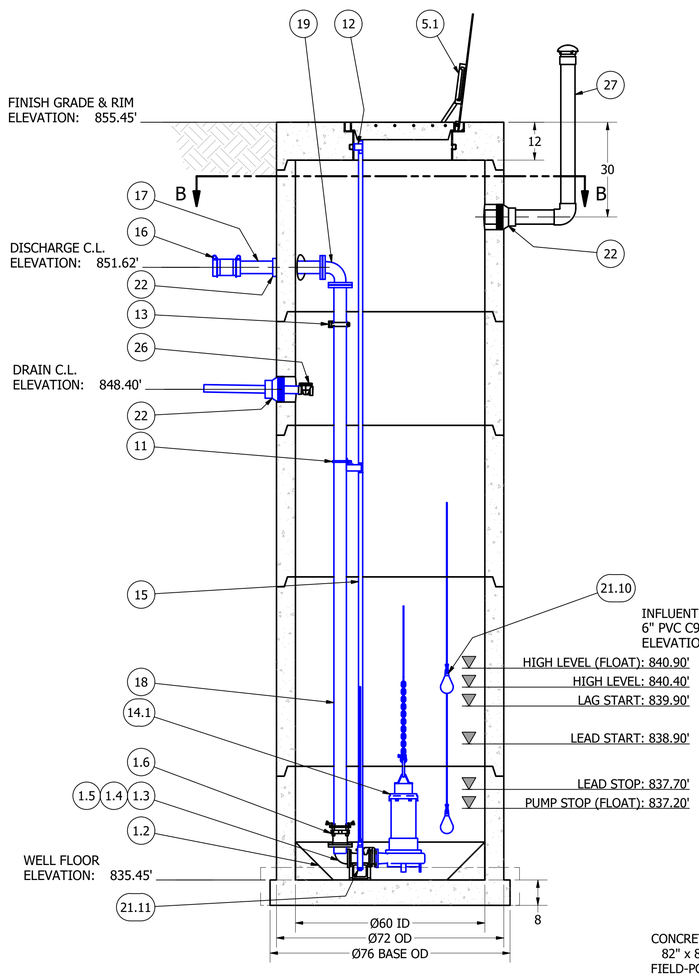

SECTION A-A
SCALE 1 / 24

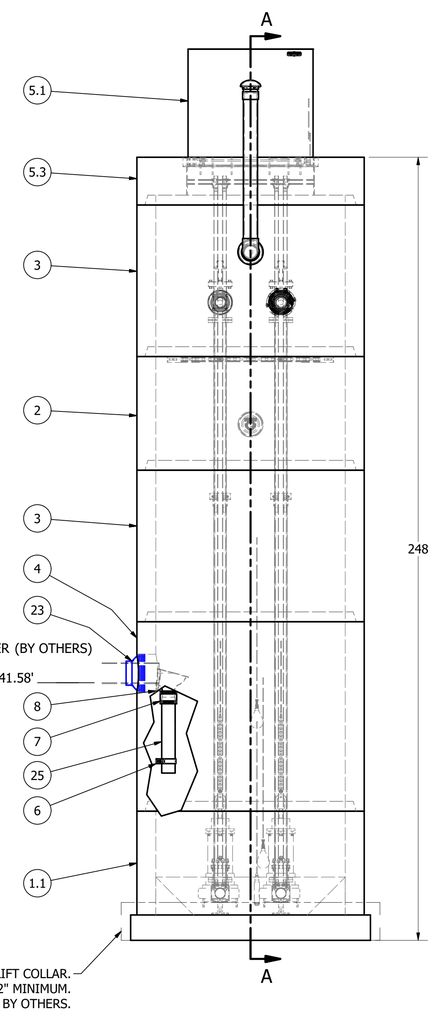

FRONT VIEW
SCALE 1 / 24

COLOR LEGEND

- MAJOR CONCRETE COMPONENTS WITH PRE-INSTALLED COMPONENTS.
- COMPONENTS PRE-ASSEMBLED TO THE EXTENT POSSIBLE AND WILL NEED TO BE FIELD INSTALLED.

NOTE: PRE-ASSEMBLY IS DONE AT ROMTEC UTILITIES' DISCRETION AND MAY CHANGE AT THE TIME OF PRODUCTION.

ALL MATERIALS SHOWN ON THIS SHEET WILL BE SUPPLIED BY ROMTEC UTILITIES AND DELIVERED TO THE SITE AFTER THE HOLE HAS BEEN EXCAVATED AND SHORED. THE CONTRACTOR SHALL SUPPLY A CRANE OF SUFFICIENT SIZE TO LOWER ALL THE CONCRETE PIECES INTO THE HOLE SAFELY. THE THE CONTRACTOR SHALL INSTALL THE WET WELL (AND VALVE VAULT AND METERING VAULT IF APPLICABLE). ROMTEC UTILITIES WILL PROVIDE A REPRESENTATIVE FOR TECHNICAL ASSISTANCE ON THE DAY OF INSTALLATION TO ANSWER ANY QUESTIONS THAT MAY ARISE. THE CONTRACTOR IS RESPONSIBLE FOR ALL PLUMBING AND ELECTRICAL CONNECTIONS AND INSTALLATION. ITEMS NOTED AS "BY OTHERS" WILL BE PROVIDED AND INSTALLED BY THE CONTRACTOR. ROMTEC UTILITIES WILL NOT INSTALL ANY OF THE COMPONENTS SHOWN ON THIS PAGE.

© 2018 ROMTEC INC. ALL RIGHTS RESERVED. THESE PLANS AND DRAWINGS MAY NOT BE REPRODUCED, ADAPTED, OR FURTHER DISTRIBUTED, AND NO COMPONENTS MAY BE CONSTRUCTED FROM THESE PLANS, WITHOUT WRITTEN PERMISSION OF ROMTEC, INC.

NOTE: CONTRACTOR TO SEAL ALL CONCRETE JOINTS AND PIPE PENETRATIONS WITH NON-SHRINK GROUT

NOTE: ALL DIMENSIONS AND ELEVATIONS SHOWN ARE NOMINAL DIMENSIONS. IT IS THE RESPONSIBILITY OF THE ON-SITE CONTRACTOR OR ROMTEC UTILITIES CUSTOMER (NOT ROMTEC UTILITIES) TO VERIFY THE ACCURACY OF ANY CRITICAL DIMENSIONS OR ELEVATIONS PRIOR TO SETTING OR INSTALLING ANY EQUIPMENT.

REVISION HISTORY			
REV	DATE	DESCRIPTION	BY
3	3-11-19	REMOVE FLUSH VENT, ADD SIDE VENT, GATE VALVES	KB
2	12-21-18	ADJUSTED INFLUENT ELEVATION AND SIZE	KB
1	11-30-18	ADJUSTED ELEVATIONS	KB

VERIFY SCALE
0 — 1"
IF NOT ONE INCH ON THIS SHEET, ADJUST SCALE ACCORDINGLY

DSN: KB
DRN: AM
CKD: KB
DATE: 10/15/18

ROMTEC UTILITIES
18240 NORTH BANK ROAD
ROSEBURG, OREGON 97470
PHONE: (541) 496-9678
WWW.ROMTECUTILITIES.COM

SUN VALLEY TRANSFER WASTEWATER
LOS ANGELES, CA
WET WELL ASSEMBLY
5' - 3" DUPLEX WE WELL ASSEMBLY
COMPONENT DRAWING

MECHANICAL SHEET
3 OF 4