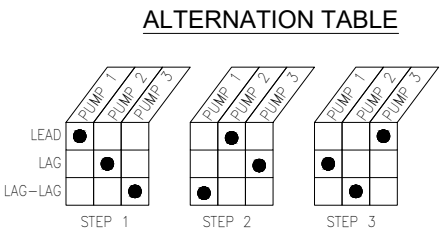


GENERAL NOTES:

1. PRELIMINARY DRAWINGS AND NOTES PROVIDED FOR ESTIMATING PURPOSES ONLY. NOT FOR CONSTRUCTION.
2. EQUIPMENT SHOWN GRAYED OUT IS SUPPLIED BY OTHERS.
3. ALL ITEMS RELATED TO THE ELECTRICAL SERVICE SUCH AS SERVICE CONDUIT, CONDUCTORS, DUCT, MOUNTING PADS, RISERS, PULL BOXES, FITTINGS, PERMITS, FEES, AND PROTECTIVE COVERING FROM THE SERVICE POINT LOCATION SHALL BE VERIFIED WITH THE SERVING UTILITY.
4. THE ELECTRICAL CONTRACTOR SHALL INSTALL THE SERVICE IN COMPLIANCE WITH THE SERVING UTILITY, NATIONAL ELECTRICAL CODE, STATE AND LOCAL CODES.
5. THE ELECTRICAL CONTRACTOR SHALL SUPPLY ALL ELECTRICAL CONDUIT, WIRE, FASTENERS AND FITTINGS.
6. THE ELECTRICAL CONTRACTOR SHALL SUPPLY THE UTILITY METER BASE AND METHOD OF MAIN SERVICE DISCONNECT.
7. ROUTE CONTROL WIRING SEPARATE FROM POWER WIRING.

KEYED NOTES:

- 1 INSTALL CONDUIT AND WIRE PER NEC REQUIREMENTS.



HLA6 CAPROCK
VISALIA, CA
ELECTRICAL NOTES
TRIPLEX LIFT STATION

©2020 ROMTEC UTILITIES, INC. ALL RIGHTS RESERVED. THESE PLANS AND DRAWINGS MAY NOT BE REPRODUCED, ADAPTED, OR FURTHER DISTRIBUTED, AND NO COMPONENTS MAY BE CONSTRUCTED FROM THESE PLANS, WITHOUT WRITTEN PERMISSION OF ROMTEC UTILITIES, INC.

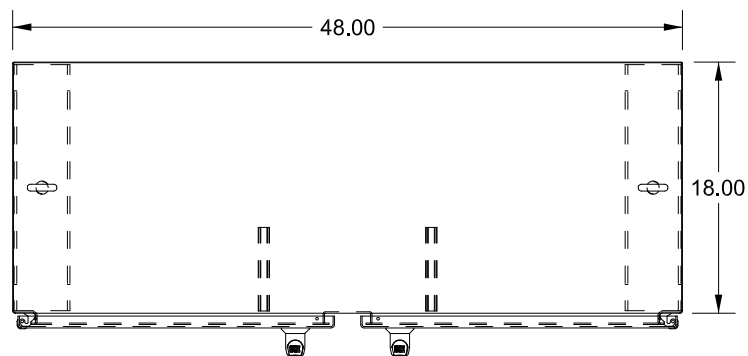
ROMTEC UTILITIES
18240 NORTH BANK ROAD
ROSEBURG, OREGON 97470
PHONE: (541) 496-9678
WWW.ROMTECUTILITIES.COM

PROJECT #1EO106D10
DSN:DSN
DRN:DRN
CKD:CKD
DATE:12/20/21

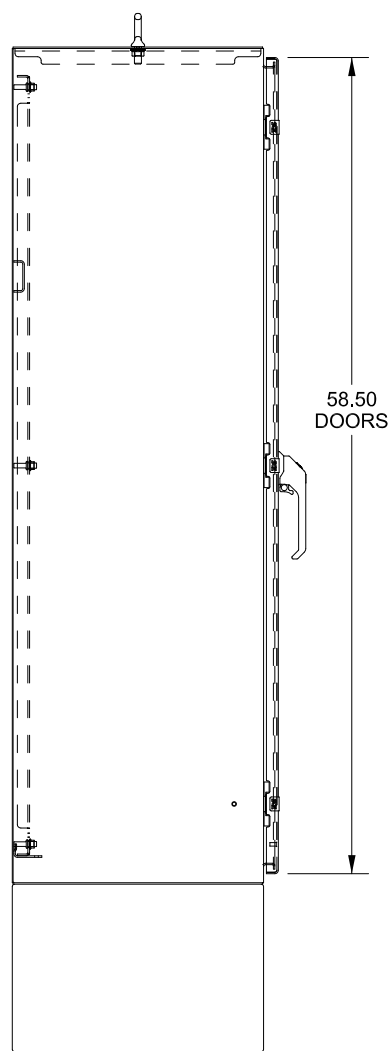
REVISION HISTORY		DESCRIPTION	DATE	REV	BY	KAS

SAGINAW CONTROL & ENGINEERING

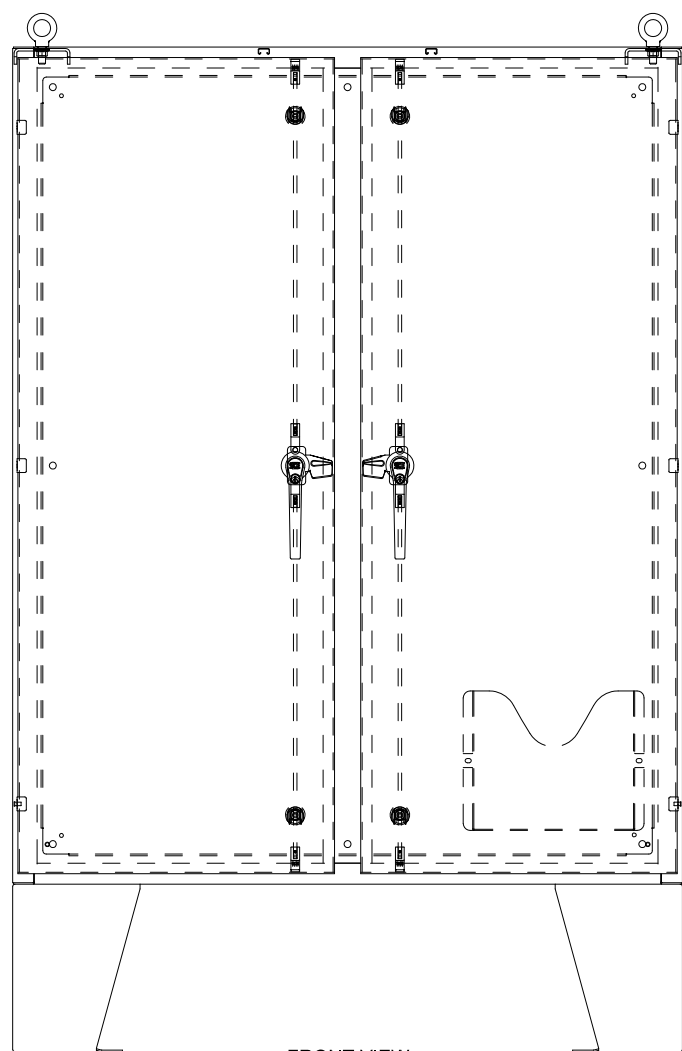
SCE-60EL4818LPPL



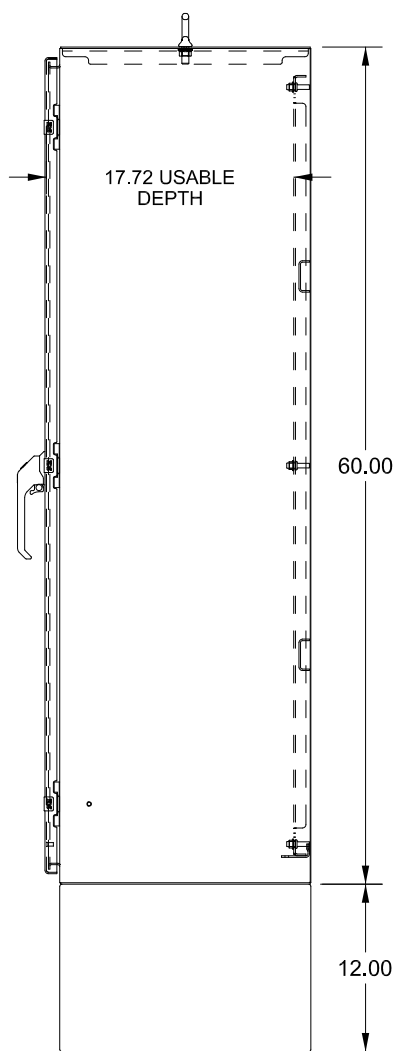
TOP VIEW



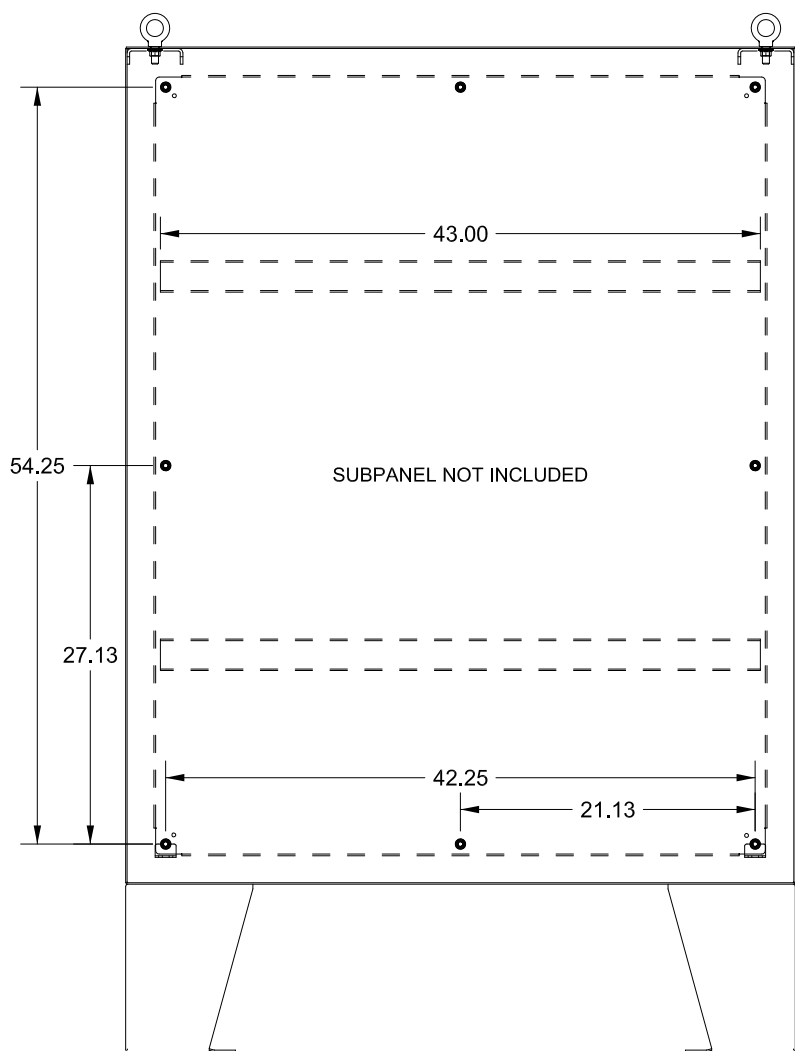
LEFT SIDE
VIEW



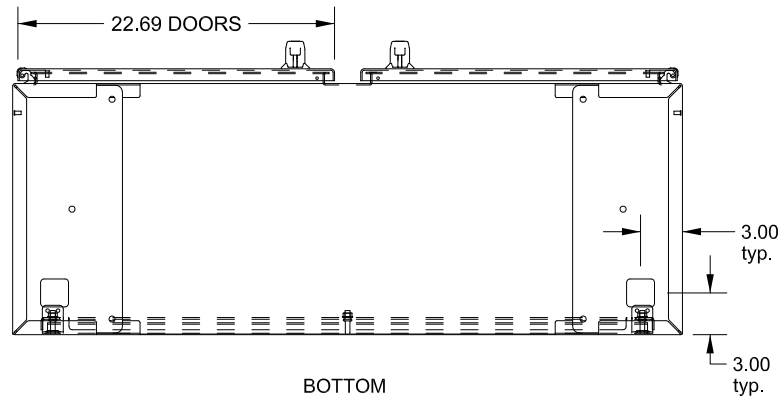
FRONT VIEW



RIGHT SIDE
VIEW



EXTERNAL REAR
VIEW



BOTTOM
VIEW

WASH SYSTEM 2" SQUARE DRAIN HOLES IN THE
BOTTOM WITH UL APPROVED HOLE SEALS PROVIDED