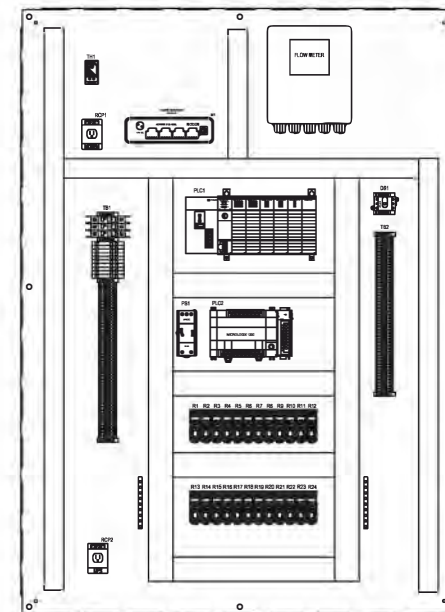


DRAWING NUMBER	
----------------	--



THE ENCLOSURE SHOWN REPRESENTS THE INTENT OF THE DESIGN. OFTEN THE ENCLOSURE SIZE AND LAYOUT MUST CHANGE TO ACCOMMODATE THE REQUIRED COMPONENTS AND FINAL DESIGN. PLEASE CONTACT ROMTEC UTILITIES TO OBTAIN ACTUAL AS-BUILT DRAWINGS BEFORE INSTALLATION.

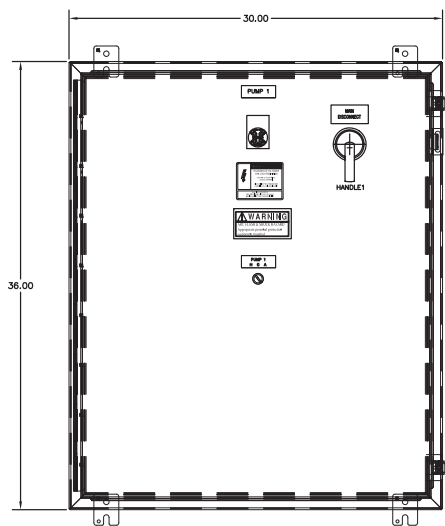
DRAWING NUMBER

[illegible]

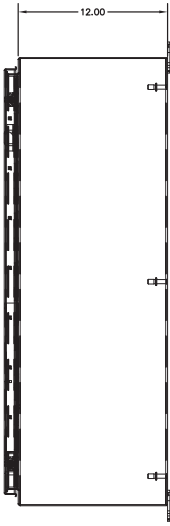
THIS DRAWING IS THE PROPERTY OF ROMTEC AND CONTAINS PROFICIENT AND CONFIDENTIAL INFORMATION WHICH MUST NOT BE REPRODUCED, COPIED OR DISCLOSED IN ANY MANNER WITHOUT EXPRESSLY AUTHORIZED BY ROMTEC	SALES REP: ROMTEC UTILITIES, INC. CLIMATEC
	PHONE: 541-496-9678 FAX: 541-496-0804 ROMTEC UTILITIES
OR BY 18240 NORTH BANK ROAD ROSEBURG, OR	

SOFT STARTER ENCLOSURES (TYP. 1 of 2)

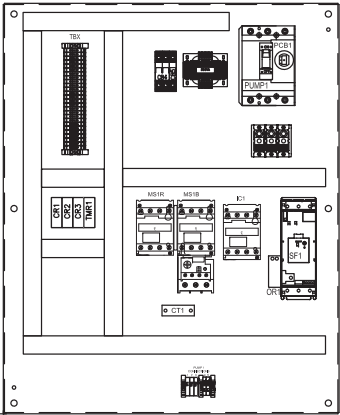
DRAWING NUMBER



FRONT VIEW



SIDE VIEW



BACK PANEL VIEW

36H x 30"W x 12"D
NEMA 12 WALL MOUNT

THE ENCLOSURE SHOWN REPRESENTS THE INTENT OF THE DESIGN. OFTEN THE ENCLOSURE SIZE AND LAYOUT MUST CHANGE TO ACCOMMODATE THE REQUIRED COMPONENTS AND FINAL DESIGN. PLEASE CONTACT ROMTEC UTILITIES TO OBTAIN ACTUAL AS-BUILT DRAWINGS BEFORE INSTALLATION.

DRAWING NUMBER
