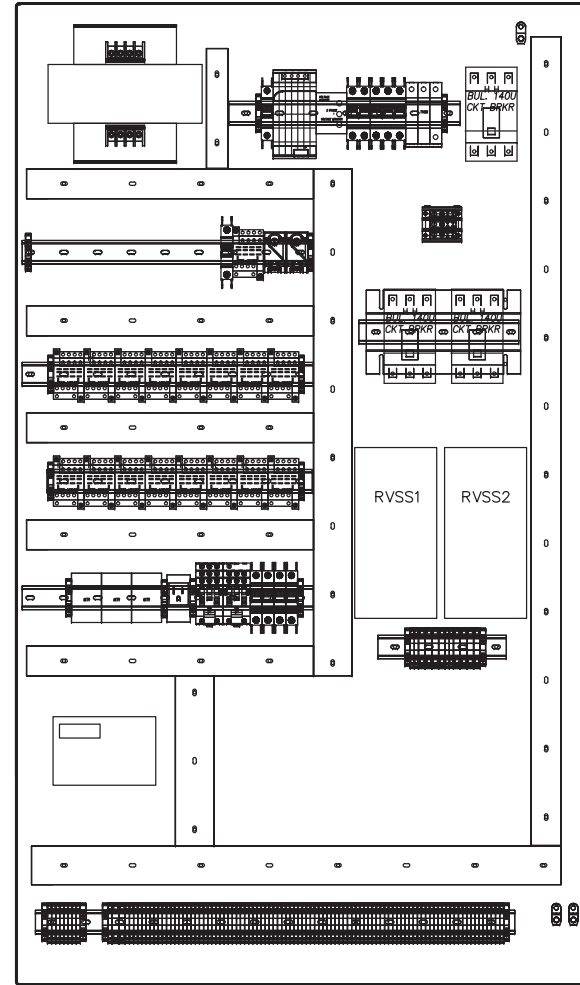
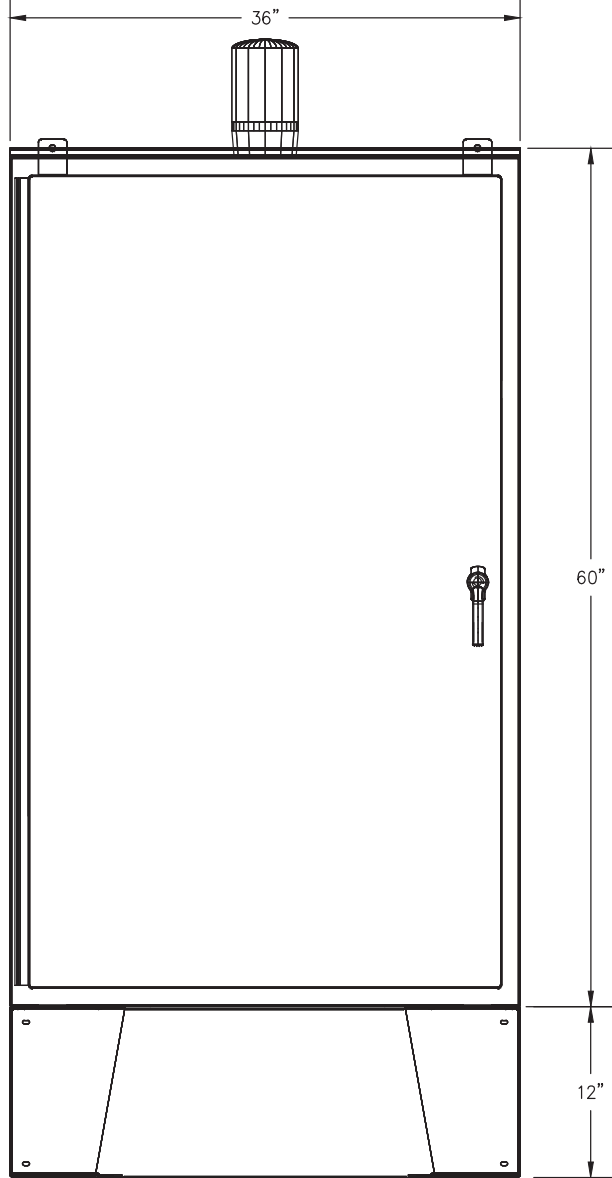


FRONT VIEW  
SWING PANEL

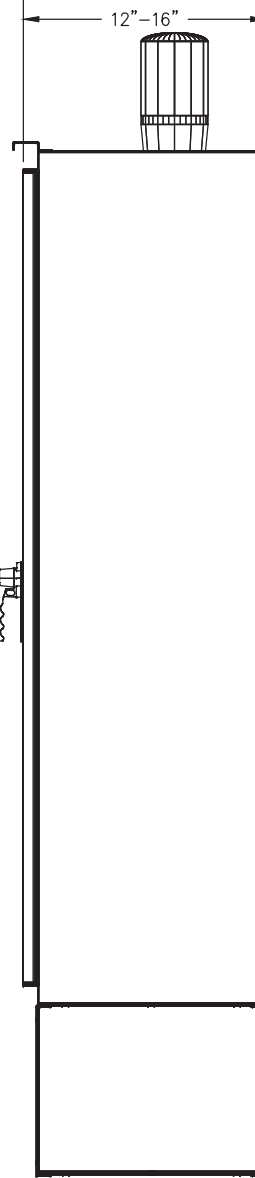


FRONT VIEW  
SUB-PANEL

USACE		MENDO SS PUMP STATION		CONTROL PANEL LAYOUT		ELECTRICAL CONTROLS		DUPLIX LIFT STATION SYSTEM	
ROMTEC UTILITIES		18240 NORTH BANK ROAD ROSEBURG, OR 97470 (541)-496-3541 FAX: (541)-496-0803 WWW.ROMTECUTILITIES.COM		UL LISTED LIFT STATION CONTROL PANEL & PUMP DISCONNECT PANEL-DUPLEX PUMPS WITH OPTIONAL PERMANENT ON-SITE ELECTRICAL GENERATOR.		REV. DATE		BY	
12-1-09									
DESCRIPTION		REVISIONS							
JOB NUMBER		SHEET		1 OF 2					



FRONT VIEW



R.H. SIDE VIEW

**SPECIAL NOTES:**

THE ENCLOSURE SHOWN REPRESENTS THE INTENT OF THE DESIGN. OFTEN THE ENCLOSURE SIZE MUST CHANGE TO ACCOMMODATE THE REQUIRED COMPONENTS AND FINAL DESIGN. PLEASE CONTACT ROMTEC UTILITIES TO OBTAIN ACTUAL AS-BUILT DRAWINGS BEFORE CONSTRUCTION OF MOUNTING APPARATUS.

<p>USACE MENDO SS PUMP STATION CONTROL PANEL LAYOUT ELECTRICAL CONTROLS DUPLEX LIFT STATION SYSTEM</p>		<p><b>ROMTEC UTILITIES</b> 18240 NORTH BANK ROAD ROSEBURG, OR 97470 (541)-496-3541 FAX (541)-496-0803 WWW.romtecutilities.com</p>		<p>UL LISTED LIFT STATION CONTROL PANEL - PUMP DISCONNECT PANEL - DUPLEX PUMPS WITH OPTIONAL PERMANENT ON-SITE ELECTRICAL GENERATOR.</p>		<p>17-1-09</p>
ISS:	SW	REV	DATE	DESCRIPTION	BY	
CHK:	SW					
CRD:	SW					
<p>SHEET 2 OF 2 JOB NUMBER</p>						