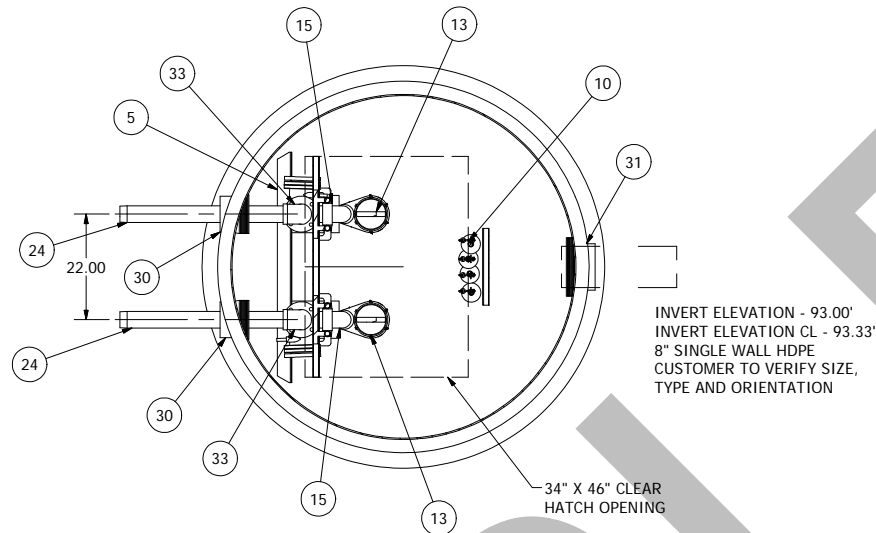
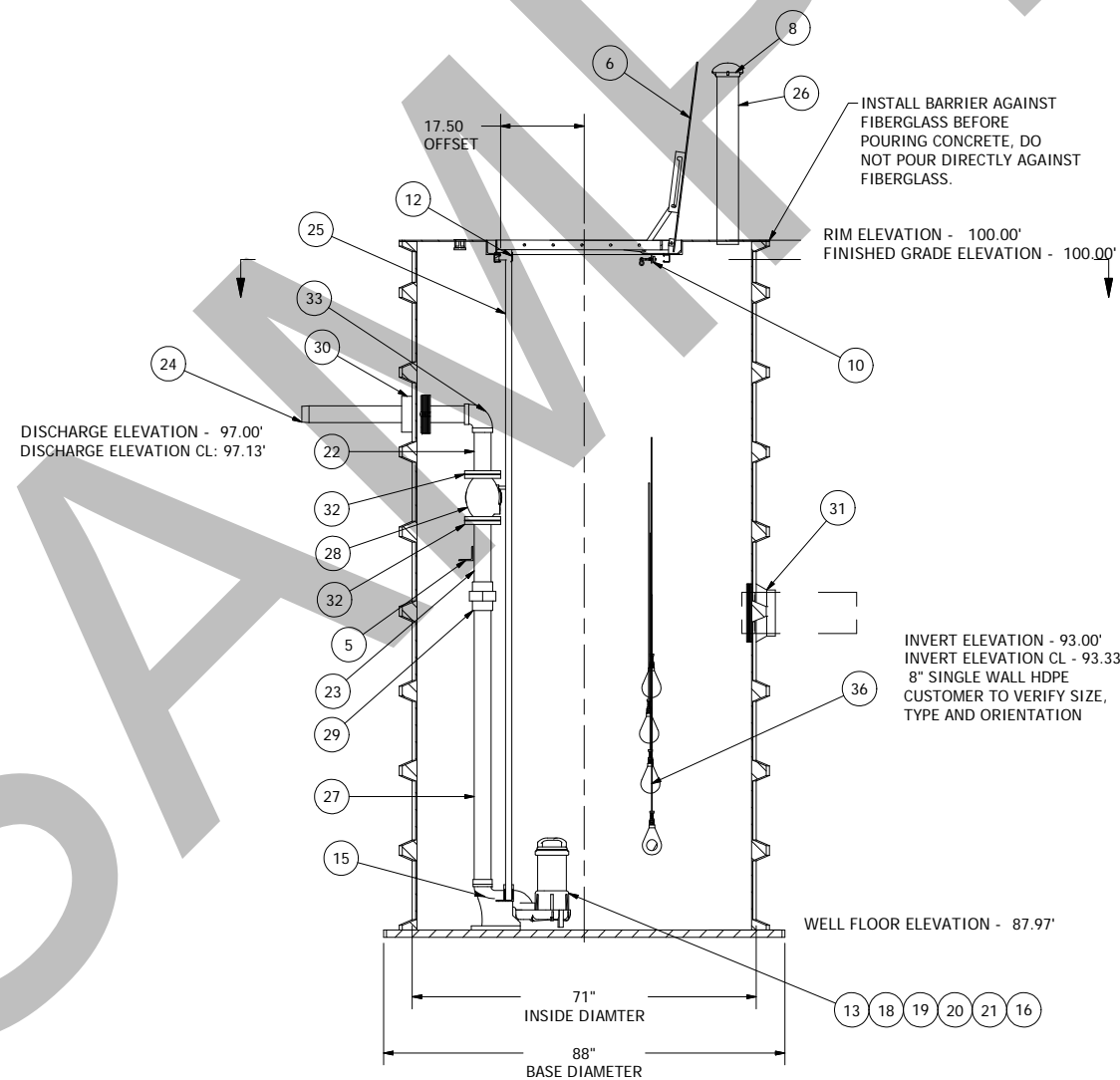
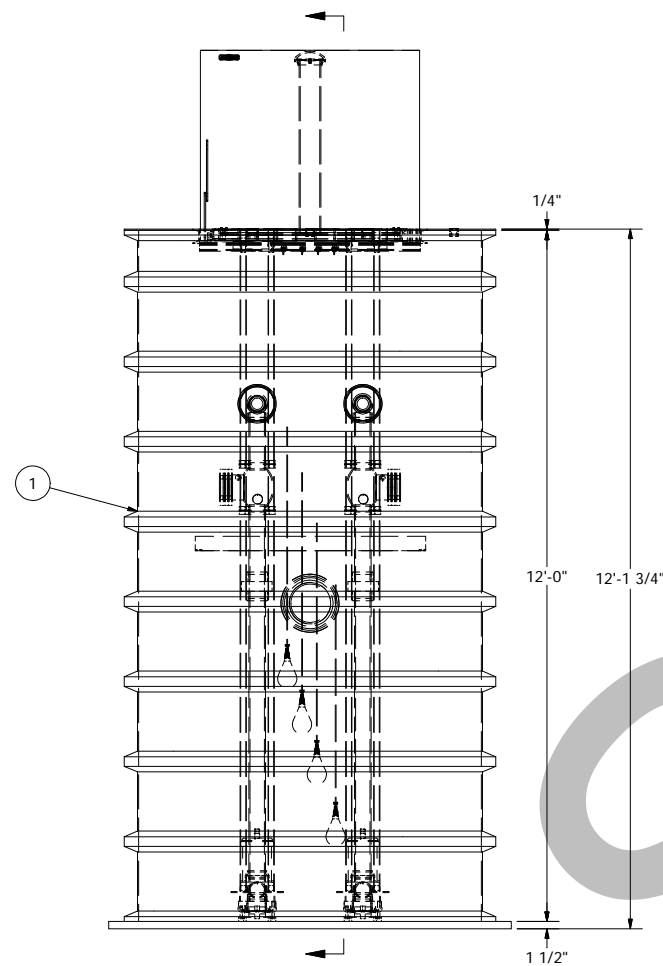


SENSOR AND ELEVATION TABLE		
LEVEL ELEVATION	DISTANCE BETWEEN POINTS	SET POINT DESCRIPTION
93.00		SEWER INVERT IN
92.70		HIGH LEVEL ALARM
92.20	0.5	SENSOR SPACING
		LAG PUMP START
91.70	0.5	SENSOR SPACING
		LEAD PUMP START
90.70	1.0	SENSOR SPACING
		PUMP STOP
	2.73	DISTANCE TO FLOOR
87.97		FLOOR ELEVATION



NOTE: WET WELL TOP SLAB IS PEDESTRIAN RATED



NOTE: ALL DIMENSIONS AND ELEVATIONS SHOWN ARE NOMINAL DIMENSIONS. IT IS THE RESPONSIBILITY OF THE ON-SITE CONTRACTOR OR ROMTEC UTILITIES CUSTOMER (NOT ROMTEC UTILITIES) TO VERIFY THE ACCURACY OF ANY CRITICAL DIMENSIONS OR ELEVATIONS PRIOR TO SETTING OR INSTALLING ANY EQUIPMENT.

**6' DIAMETER WET WELL
3" DISCHARGE PIPING
80PU21.5 TSURUMI PUMPS**

ALL MATERIALS SHOWN ON THIS SHEET WILL BE SUPPLIED BY ROMTEC UTILITIES AND DELIVERED TO THE SITE AFTER THE HOLE HAS BEEN EXCAVATED AND SHORED. THE CONTRACTOR SHALL SUPPLY A CRANE OF SUFFICIENT SIZE TO LOWER ALL THE CONCRETE PIECES INTO THE HOLE SAFELY. THE CONTRACTOR SHALL INSTALL THE WET WELL (AND VALVE VAULT AND METERING VAULT IF APPLICABLE). ROMTEC UTILITIES WILL PROVIDE A REPRESENTATIVE FOR TECHNICAL ASSISTANCE ON THE DAY OF INSTALLATION TO ANSWER ANY QUESTIONS THAT MAY ARISE. THE CONTRACTOR IS RESPONSIBLE FOR ALL PLUMBING AND ELECTRICAL CONNECTIONS AND INSTALLATION. ITEMS NOTED AS "BY OTHERS" WILL BE PROVIDED AND INSTALLED BY THE CONTRACTOR. ROMTEC UTILITIES WILL NOT INSTALL ANY OF THE COMPONENTS SHOWN ON THIS PAGE.

VERIFY SCALE
BAR IS ONE INCH ON ORIGINAL DRAWING
1"
0
IF NOT ONE INCH ON THIS SHEET, ADJUST SCALES APPROPRIATELY
DSN - NG
DRN - NG
CKD - AD
DATE - 4/17/2013

COMPONENT DRAWING

ROMTEC UTILITIES
18240 NORTH BANK ROAD
ROSEBURG, OREGON 97470
(541) 496-9678
FAX (541) 496-0804

ANIMAL HEALTH PRODUCT FACILITY
2" - 6' DIA WET WELL

SHEET
1 OF 1

JOB NUMBER
RMTC
0000

REV	DESCRIPTION	DATE	APPROV
1			