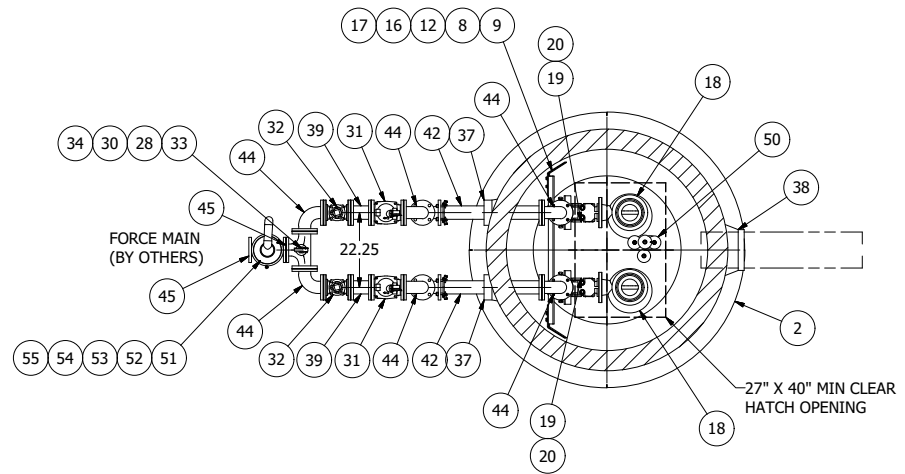
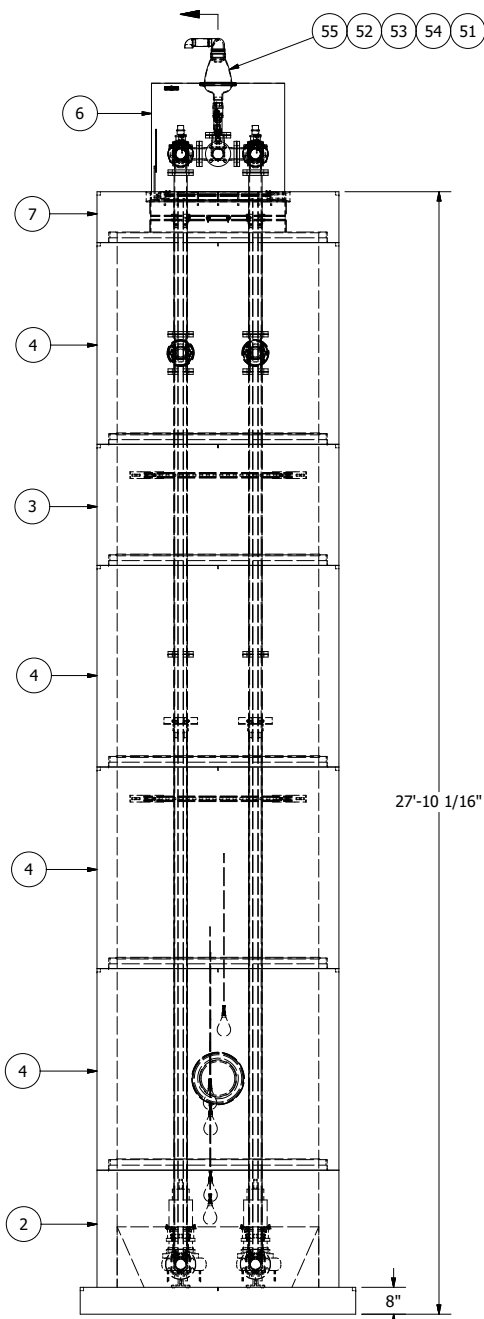
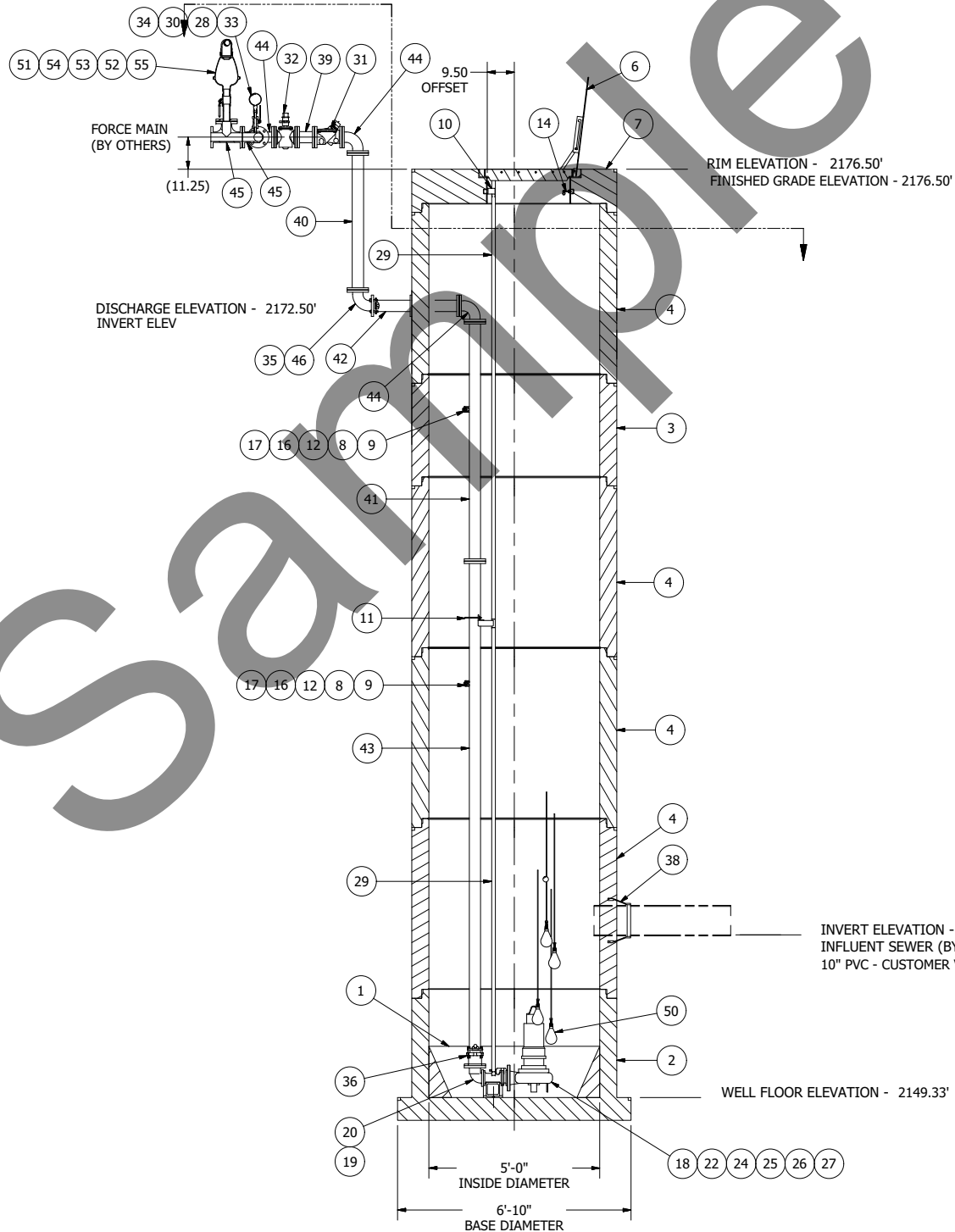


SENSOR AND ELEVATION TABLE		
LEVEL ELEVATION	DISTANCE BETWEEN POINTS	SET POINT DESCRIPTION
2154.09		SEWER INVERT IN
2154.09		HIGH LEVEL ALARM
	0.43	SENSOR SPACING
2153.66		LAG PUMP START
	0.33	SENSOR SPACING
2153.33		LEAD PUMP START
	2.00	SENSOR SPACING
2151.33		PUMP STOP
	2.00	DISTANCE TO FLOOR
2149.33		FLOOR ELEVATION



NOTE: WET WELL TOP SLAB IS H-20 OCCASIONAL TRAFFIC RATED



NOTE: ALL DIMENSIONS AND ELEVATIONS SHOWN ARE NOMINAL DIMENSIONS. IT IS THE RESPONSIBILITY OF THE ON-SITE CONTRACTOR OR ROMTEC UTILITIES CUSTOMER (NOT ROMTEC UTILITIES) TO VERIFY THE ACCURACY OF ANY CRITICAL DIMENSIONS OR ELEVATIONS PRIOR TO SETTING OR INSTALLING ANY EQUIPMENT.

**5' DIAMETER WET WELL
3" DISCHARGE PIPING
EBARA PUMPS
ABOVE GROUND VALVING**

ALL MATERIALS SHOWN ON THIS SHEET WILL BE SUPPLIED BY ROMTEC UTILITIES AND DELIVERED TO THE SITE AFTER THE HOLE HAS BEEN EXCAVATED AND SHORED. THE CONTRACTOR SHALL SUPPLY A CRANE OF SUFFICIENT SIZE TO LOWER ALL THE CONCRETE PIECES INTO THE HOLE SAFELY. THE CONTRACTOR SHALL INSTALL THE WET WELL (AND VALVE VAULT AND METERING VAULT IF APPLICABLE). ROMTEC UTILITIES WILL PROVIDE A REPRESENTATIVE FOR TECHNICAL ASSISTANCE ON THE DAY OF INSTALLATION TO ANSWER ANY QUESTIONS THAT MAY ARISE. THE CONTRACTOR IS RESPONSIBLE FOR ALL PLUMBING AND ELECTRICAL CONNECTIONS AND INSTALLATION. ITEMS NOTED AS "BY OTHERS" WILL BE PROVIDED AND INSTALLED BY THE CONTRACTOR. ROMTEC UTILITIES WILL NOT INSTALL ANY OF THE COMPONENTS SHOWN ON THIS PAGE.

© 2010 ROMTEC INC. ALL RIGHTS RESERVED. THESE PLANS AND DRAWINGS MAY NOT BE REPRODUCED, ADAPTED, OR FURTHER DISTRIBUTED, AND NO COMPONENTS MAY BE CONSTRUCTED FROM THESE PLANS, WITHOUT WRITTEN PERMISSION OF ROMTEC, INC.

REV	DESCRIPTION	DATE	APPROV
1	COMPONENT DRAWING	05/17/10	AM
2	UPDATED TO GORMAN RUPP PUMPS	5/24/10	AD
3	LEVEL SETTING ELEVATION CHANGES	5/26/10	AD
4	ADDED ARV ASSEMBLY	06/28/10	AM
5	ADDED COMMENTS	07/30/10	AM
6	UPDATE PER 08/06/10 COMMENTS	08/11/10	AD
7	LAUNCH UPDATE	8/25/10	AD
8	PARTS LIST UPDATE	8/31/10	AD

VERIFY SCALE
BAR IS ONE INCH ON ORIGINAL DRAWING
1"
0
IF NOT ONE INCH ON THIS SHEET ADJUST SCALES ACCORDINGLY
DSN - AM
DRN - AM
CKD - AM
DATE - 05/17/10

**COMPONENT
DRAWING**

**ROMTEC
UTILITIES**
18240 NORTH BANK ROAD
ROSEBURG, OREGON 97470
(541) 496-9678
FAX (541) 496-0804

**COYOTE SPRINGS
3" - 5' DIA WET WELL**

SHEET
1 OF 1
JOB NUMBER
**RMTC
0000**