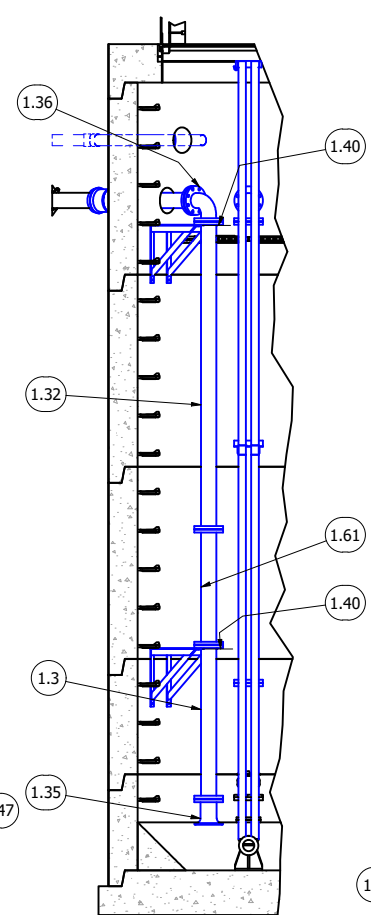
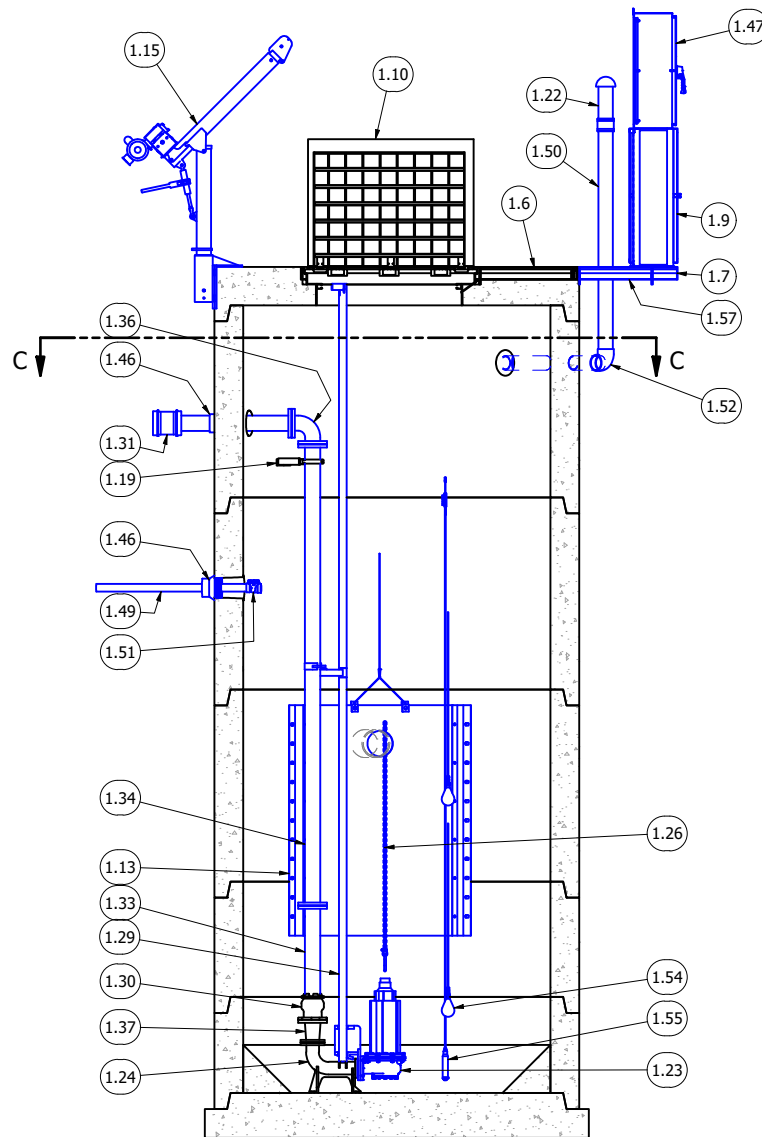


INSTALLING CONTRACTOR TO PROVIDE 3" PVC SCH40 DRAIN PIPE FOR DIESEL PUMP

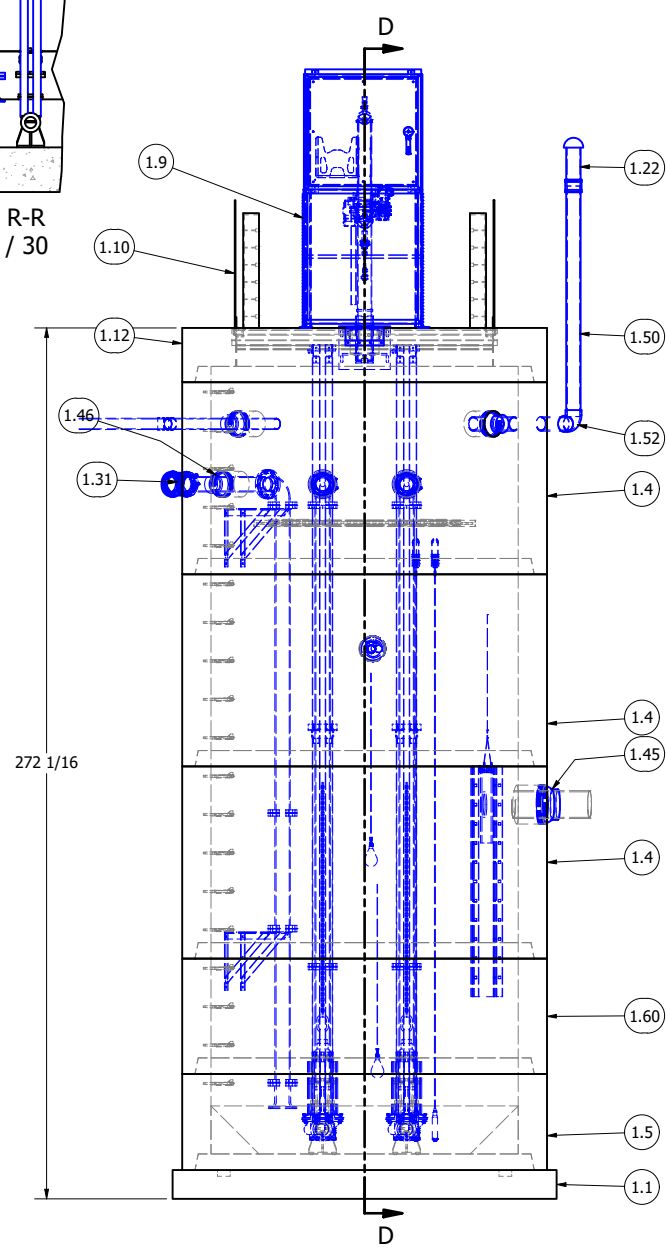
SECTION C-C
SCALE 1 / 30



DETAIL R-R
SCALE 1 / 30



SECTION D-D
SCALE 1 / 30



COLOR LEGEND

	MAJOR CONCRETE COMPONENTS WITH PRE-INSTALLED COMPONENTS.
	COMPONENTS PRE-ASSEMBLED TO THE EXTENT POSSIBLE AND WILL NEED TO BE FIELD INSTALLED.

NOTE: PRE-ASSEMBLY IS DONE AT ROMTEC UTILITIES' DISCRETION AND MAY CHANGE AT THE TIME OF PRODUCTION.

ALL MATERIALS SHOWN ON THIS SHEET WILL BE SUPPLIED BY ROMTEC UTILITIES AND DELIVERED TO THE SITE AFTER THE HOLE HAS BEEN EXCAVATED AND SHORED. THE CONTRACTOR SHALL SUPPLY A CRANE OF SUFFICIENT SIZE TO LOWER ALL THE CONCRETE PIECES INTO THE HOLE SAFELY. THE CONTRACTOR SHALL INSTALL THE WET WELL (AND VALVE VAULT AND METERING VAULT IF APPLICABLE). ROMTEC UTILITIES WILL PROVIDE A REPRESENTATIVE FOR TECHNICAL ASSISTANCE ON THE DAY OF INSTALLATION TO ANSWER ANY QUESTIONS THAT MAY ARISE. THE CONTRACTOR IS RESPONSIBLE FOR ALL PLUMBING AND ELECTRICAL CONNECTIONS AND INSTALLATION. ITEMS NOTED AS "BY OTHERS" WILL BE PROVIDED AND INSTALLED BY THE CONTRACTOR. ROMTEC UTILITIES WILL NOT INSTALL ANY OF THE COMPONENTS SHOWN ON THIS PAGE.



© 2022 ROMTEC INC. ALL RIGHTS RESERVED. THESE PLANS AND DRAWINGS MAY NOT BE REPRODUCED, ADAPTED, OR FURTHER DISTRIBUTED, AND NO COMPONENTS MAY BE CONSTRUCTED FROM THESE PLANS, WITHOUT WRITTEN PERMISSION OF ROMTEC, INC.