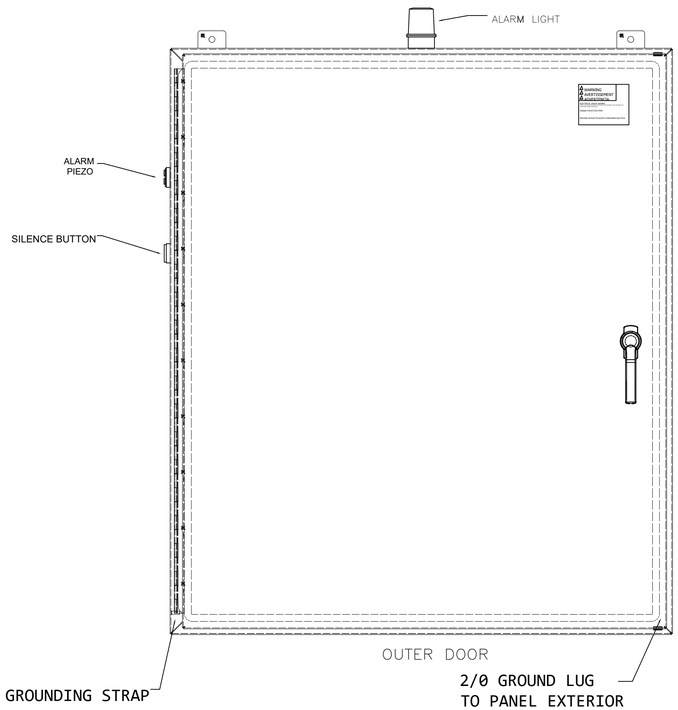

OUTER DOOR

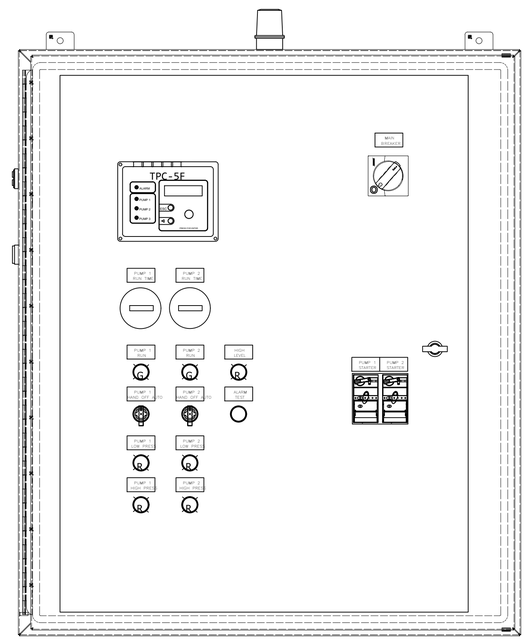

INNER DOOR LAYOUT

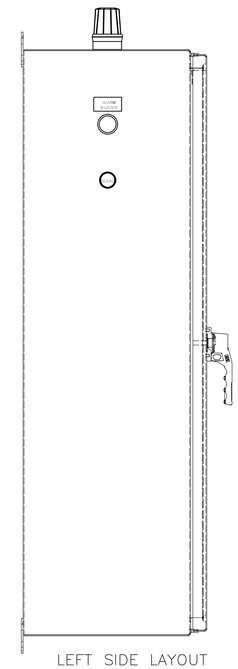

LEFT SIDE LAYOUT

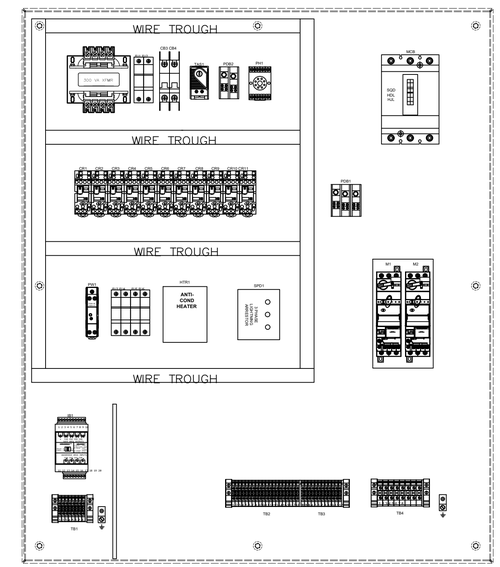

BACK PANEL LAYOUT

THE ENCLOSURE SHOWN REPRESENTS THE INTENT OF THE DESIGN. OFTEN THE ENCLOSURE SIZE AND LAYOUT MUST CHANGE TO ACCOMMODATE THE REQUIRED COMPONENTS AND FINAL DESIGN. PLEASE CONTACT ROMTEC UTILITIES TO OBTAIN ACTUAL AS-BUILT DRAWINGS BEFORE INSTALLATION.

REV	DATE	DESCRIPTION	BY
1	3/4/24	REVISED PER COMMENTS	JLB

REVISION HISTORY

PROJECT #: EO106D10
DSN:
DRN:
CKD:
DATE: 1/16/24

©2022 ROMTEC UTILITIES INC. ALL RIGHTS RESERVED. THESE PLANS AND DRAWINGS MAY NOT BE REPRODUCED, ADAPTED, OR FURTHER DISTRIBUTED, AND NO COMPONENTS MAY BE CONSTRUCTED FROM THESE PLANS, WITHOUT WRITTEN PERMISSION OF ROMTEC UTILITIES, INC.

ROMTEC UTILITIES
18240 NORTH BANK ROAD
ROSEBURG, OREGON 97470
PHONE: (541) 496-9678
WWW.ROMTECUTILITIES.COM

NEDERLAND BLUE H2
NEDERLAND, TX
ENCLOSURE LAYOUT
DUPLEX LIFT STATION

ELECTRICAL SHEET
E3